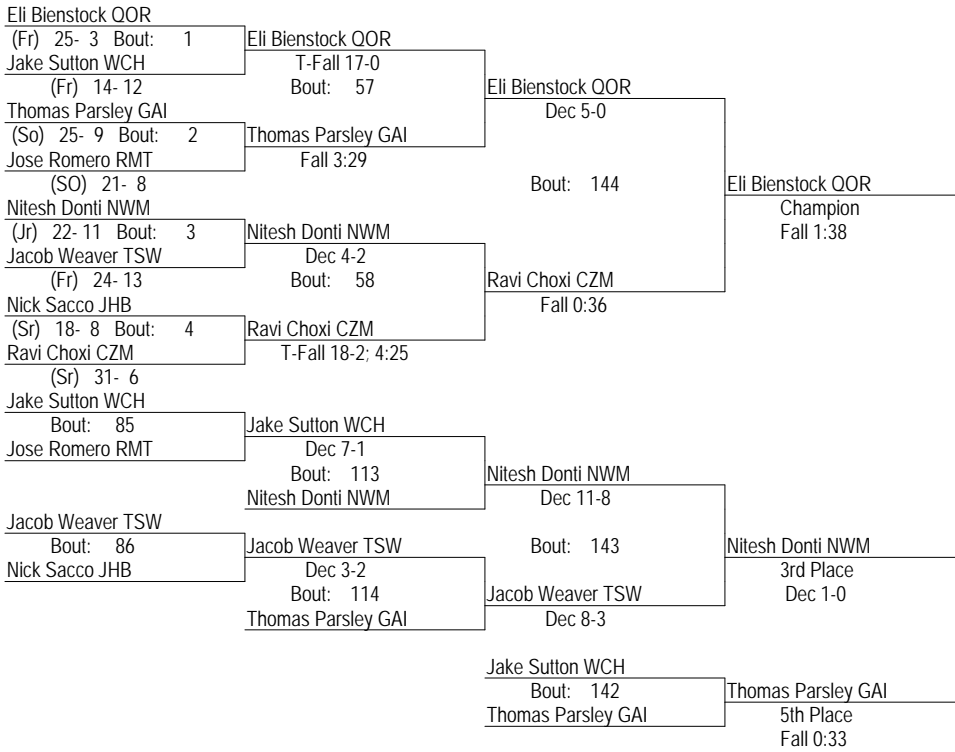


4A/3A West Region
February 27 & 28, 2009

Place	Score	Name	1st	2nd	3rd	4th	5th	6th
1	148.50	Walt Whitman	3	2	2	1		
2	125.00	Springbrook	2	1	1	3	2	
3	111.00	Sherwood	1	2	1	1	1	3
4	110.00	Thomas Wootton	1	1	1	3		4
5	108.50	Quince Orchard	4				1	1
6	100.50	Magruder		3	1	2	1	
7	74.00	Northwest		2	2		1	1
8	66.50	Hubie Blake	2			1	1	
9	55.00	Walter Johnson		1	1	1	1	
10	39.00	Bethesda-CC			1		2	2
11	31.00	Albert Einstein			2			1
12	27.00	Paint Branch				2		1
13	25.00	Winston Churchill	1					1
14	21.00	Wheaton			1		1	
15	19.50	Gaithersburg					2	
16	19.00	Montgomery Blair		1				
17	16.00	Seneca Valley		1				
18	15.00	Watkins Mill			1			
19	8.00	Damascus					1	
20	0.00	John F. Kennedy						
	0.00	Richard Montgomery						

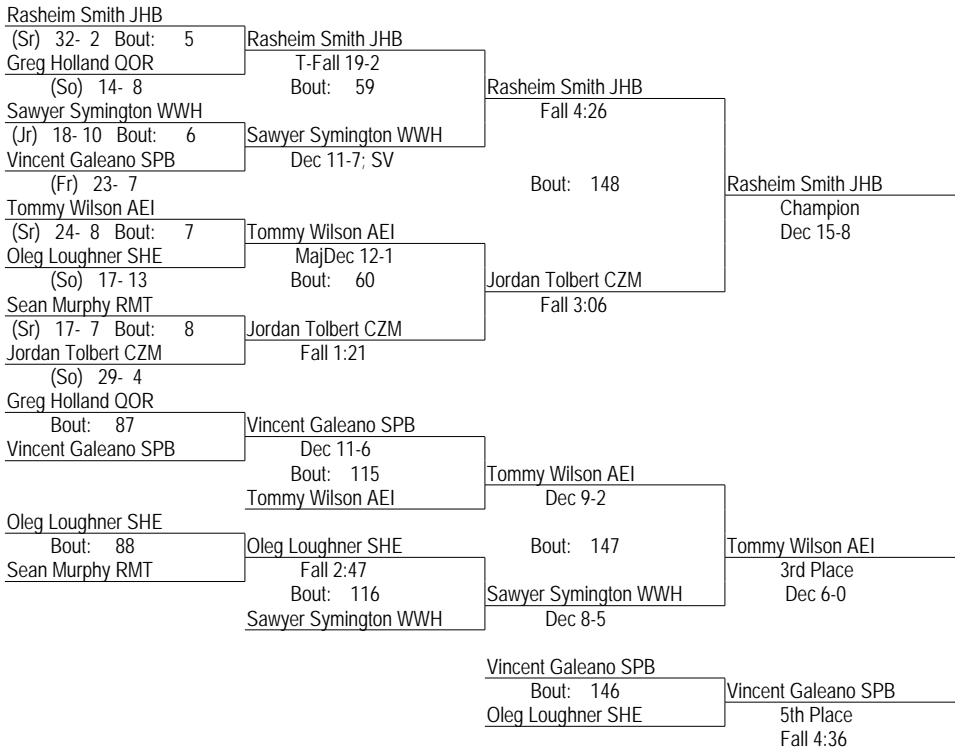
* Team has non-scoring wrestler

4A/3A West Region
February 27 & 28, 2009
103



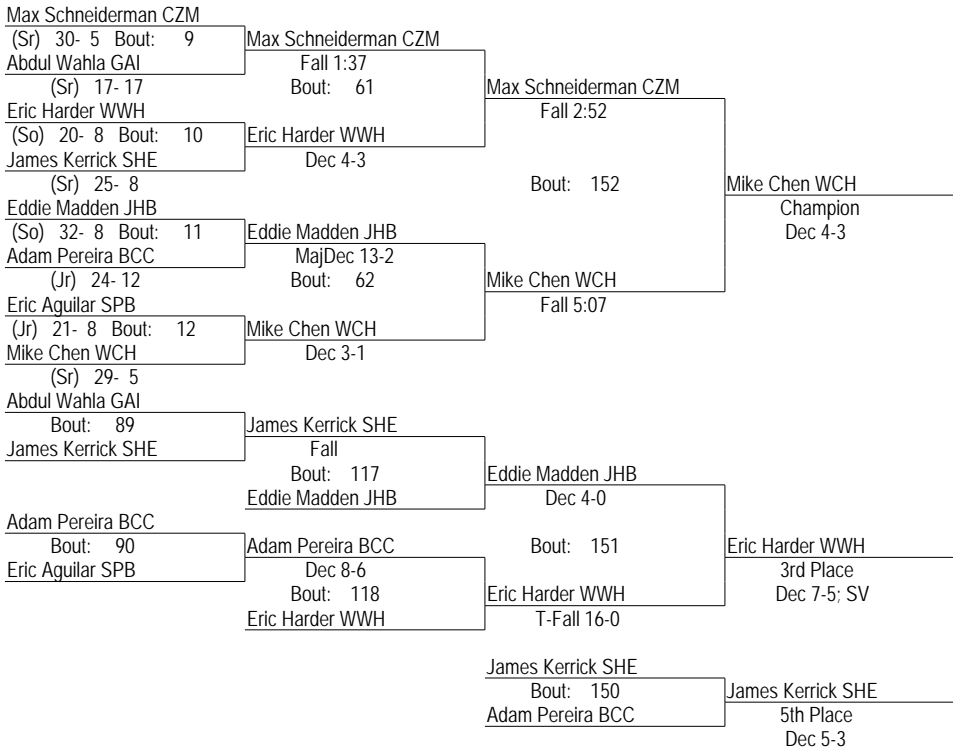
- Place Winners -
- | | |
|------------------------|-------------|
| 1st Eli Bienstock QOR | (Fr) 28- 3 |
| 2nd Ravi Choxi CZM | (Sr) 33- 7 |
| 3rd Nitesh Donti NWM | (Jr) 25- 12 |
| 4th Jacob Weaver TSW | (Fr) 26- 15 |
| 5th Thomas Parsley GAI | (So) 27- 11 |
| 6th Jake Sutton WCH | (Fr) 15- 15 |

4A/3A West Region
February 27 & 28, 2009
112



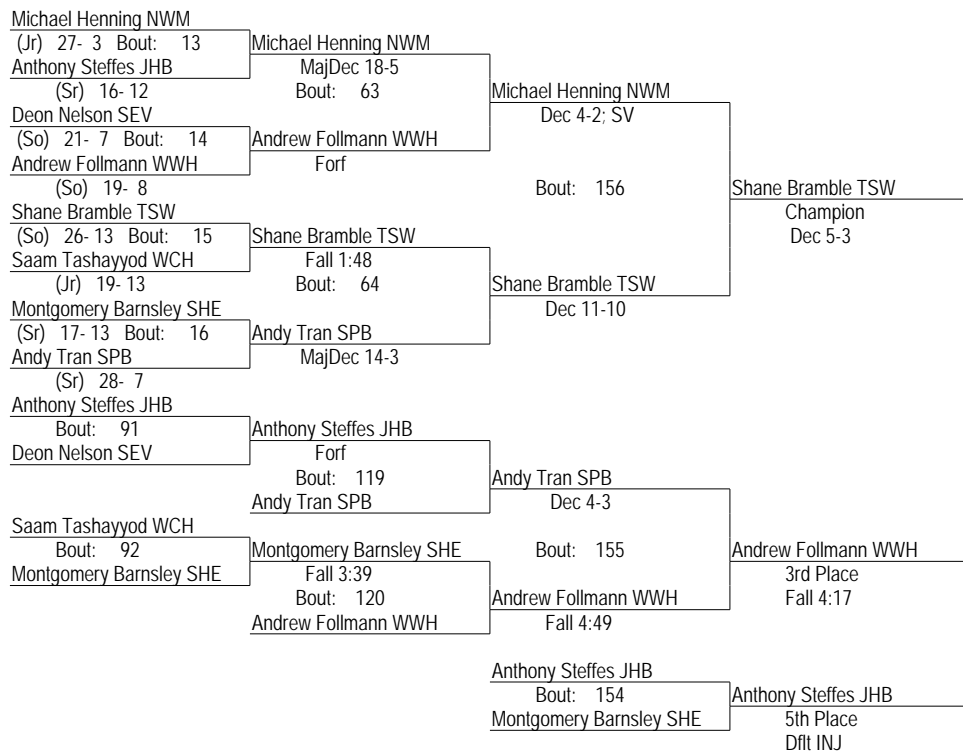
- Place Winners -
- | | |
|--------------------------|-------------|
| 1st Rasheim Smith JHB | (Sr) 35- 2 |
| 2nd Jordan Tolbert CZM | (So) 31- 5 |
| 3rd Tommy Wilson AEI | (Sr) 27- 9 |
| 4th Sawyer Symington WWH | (Jr) 20- 12 |
| 5th Vincent Galeano SPB | (Fr) 25- 9 |
| 6th Oleg Loughner SHE | (So) 18- 16 |

4A/3A West Region
February 27 & 28, 2009
119



- Place Winners -
- | | |
|--------------------------|------------|
| 1st Mike Chen WCH | (Sr) 32- 5 |
| 2nd Max Schneiderman CZM | (Sr) 32- 6 |
| 3rd Eric Harder WWH | (So) 23- 9 |
| 4th Eddie Madden JHB | (So) 34-10 |
| 5th James Kerrick SHE | (Sr) 27-10 |
| 6th Adam Pereira BCC | (Jr) 25-15 |

4A/3A West Region
February 27 & 28, 2009
125

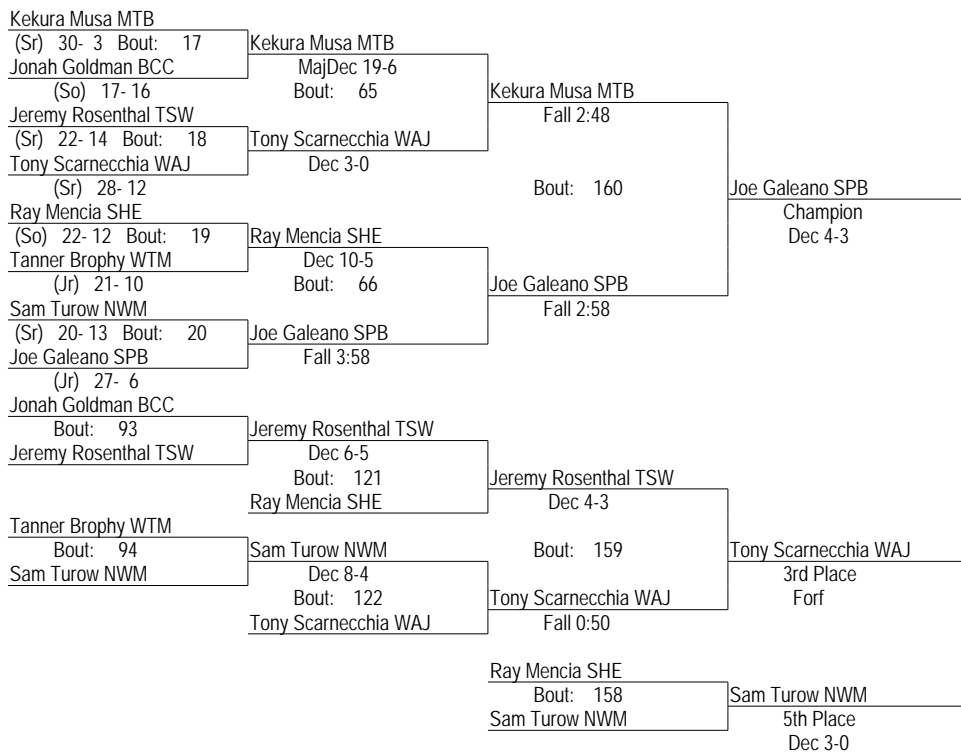


- Place Winners -
- 1st Shane Bramble TSW (So) 29- 13
 - 2nd Michael Henning NWM (Jr) 29- 4
 - 3rd Andrew Follmann WWH (So) 22- 9
 - 4th Andy Tran SPB (Sr) 30- 9
 - 5th Anthony Steffes JHB (Sr) 18- 14
 - 6th Montgomery Barnsley SHE (Sr) 18- 16

4A/3A West Region

February 27 & 28, 2009

130

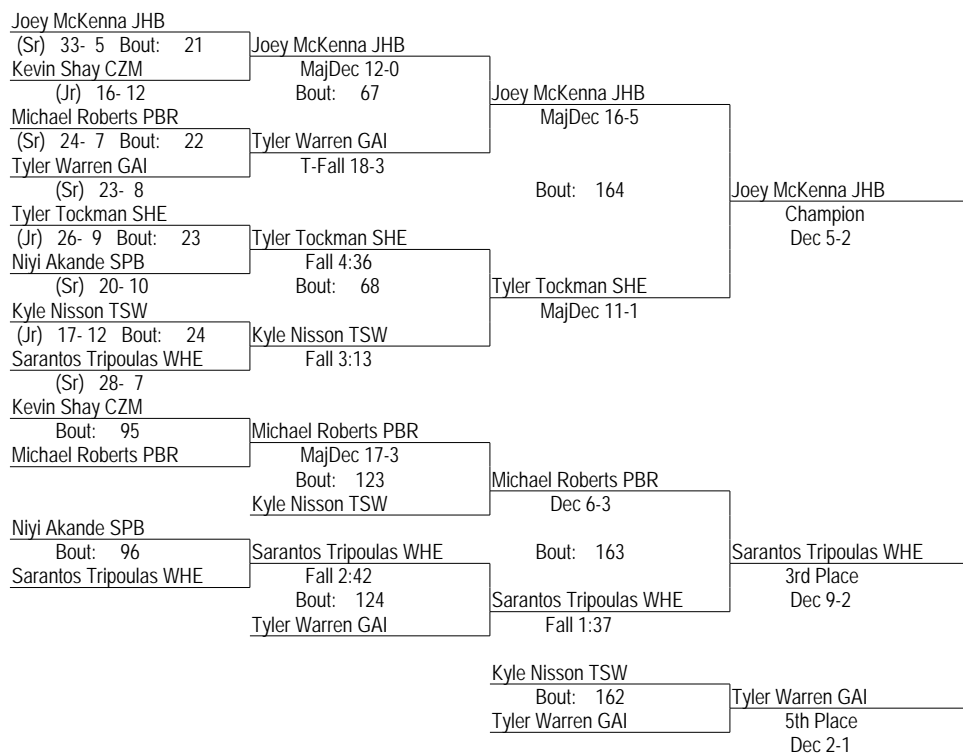


- Place Winners -
- | | |
|--------------------------|-------------|
| 1st Joe Galeano SPB | (Jr) 30- 6 |
| 2nd Kekura Musa MTB | (Sr) 32- 4 |
| 3rd Tony Scarnecchia WAJ | (Sr) 31- 13 |
| 4th Jeremy Rosenthal TSW | (Sr) 24- 15 |
| 5th Sam Turow NWM | (Sr) 22- 15 |
| 6th Ray Mencia SHE | (So) 23- 15 |

4A/3A West Region

February 27 & 28, 2009

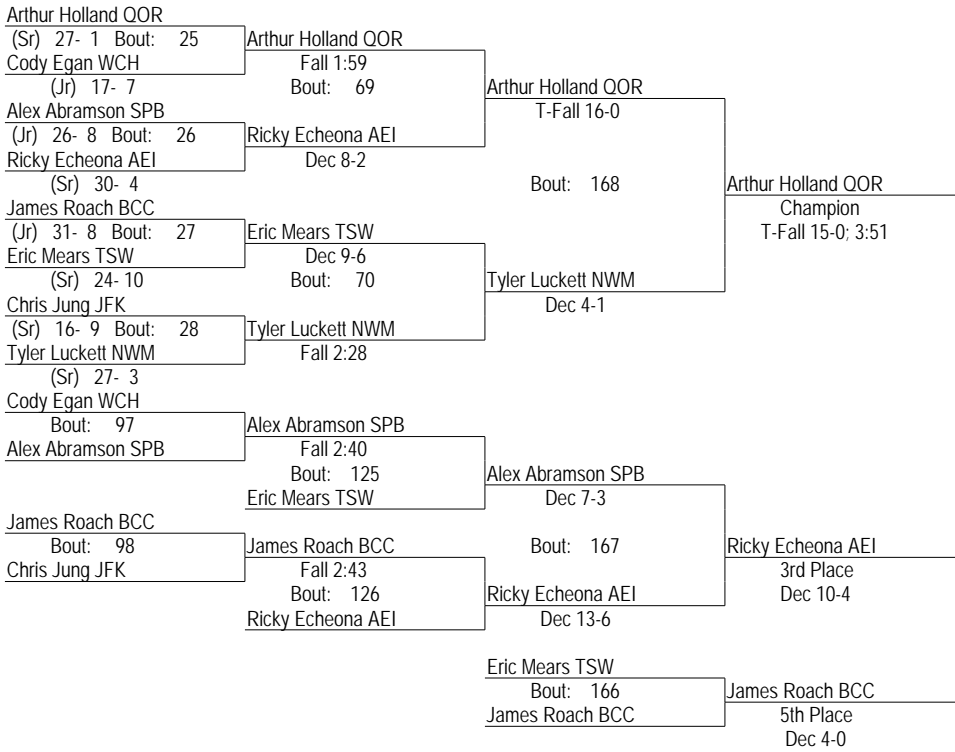
135



- Place Winners -

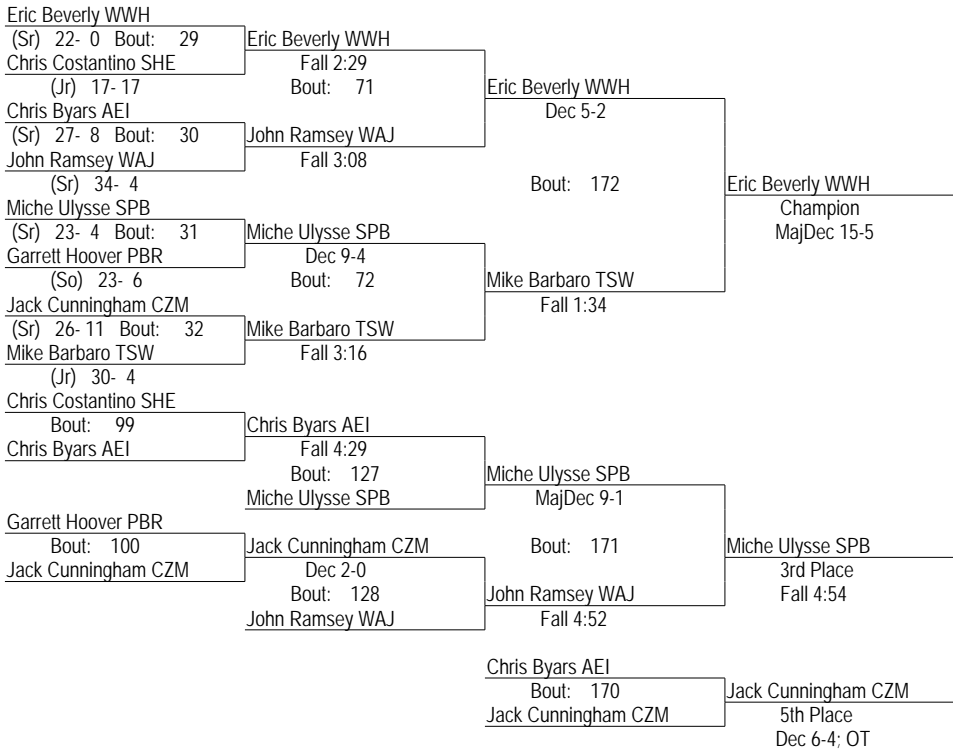
- 1st Joey McKenna JHB (Sr) 36- 5
- 2nd Tyler Tockman SHE (Jr) 28- 10
- 3rd Sarantos Tripoulas WHE (Sr) 31- 8
- 4th Michael Roberts PBR (Sr) 26- 9
- 5th Tyler Warren GAI (Sr) 25- 10
- 6th Kyle Nisson TSW (Jr) 18- 15

4A/3A West Region
February 27 & 28, 2009
140



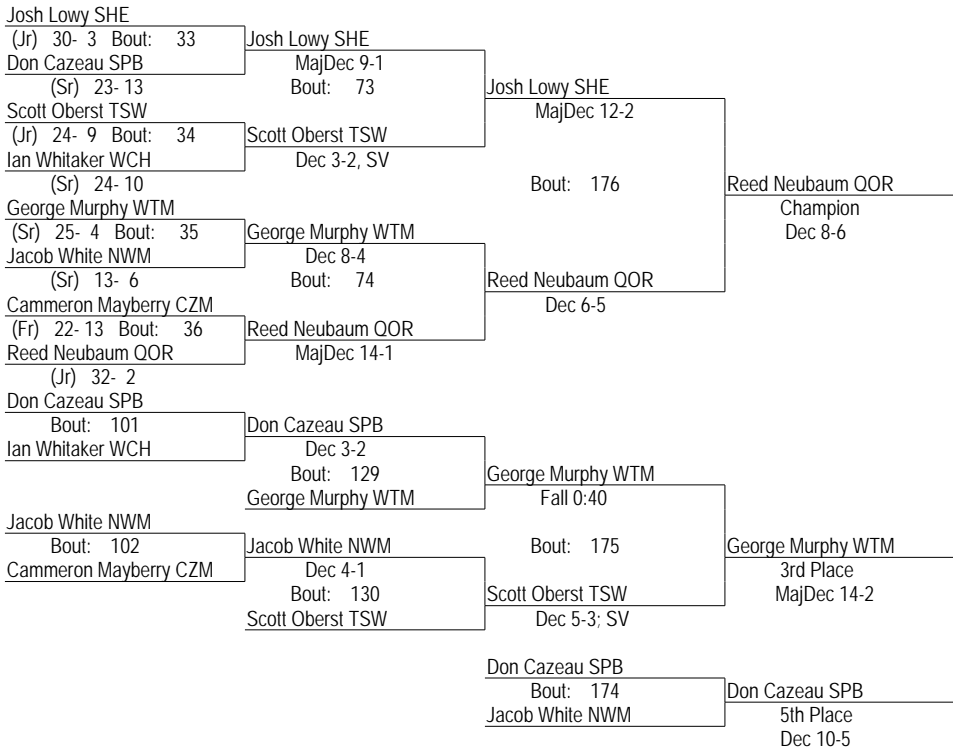
- Place Winners -
- | | |
|------------------------|-------------|
| 1st Arthur Holland QOR | (Sr) 30- 1 |
| 2nd Tyler Lockett NWM | (Sr) 29- 4 |
| 3rd Ricky Echeona AEI | (Sr) 33- 5 |
| 4th Alex Abramson SPB | (Jr) 28- 10 |
| 5th James Roach BCC | (Jr) 33- 10 |
| 6th Eric Mears TSW | (Sr) 25- 13 |

4A/3A West Region
February 27 & 28, 2009
145



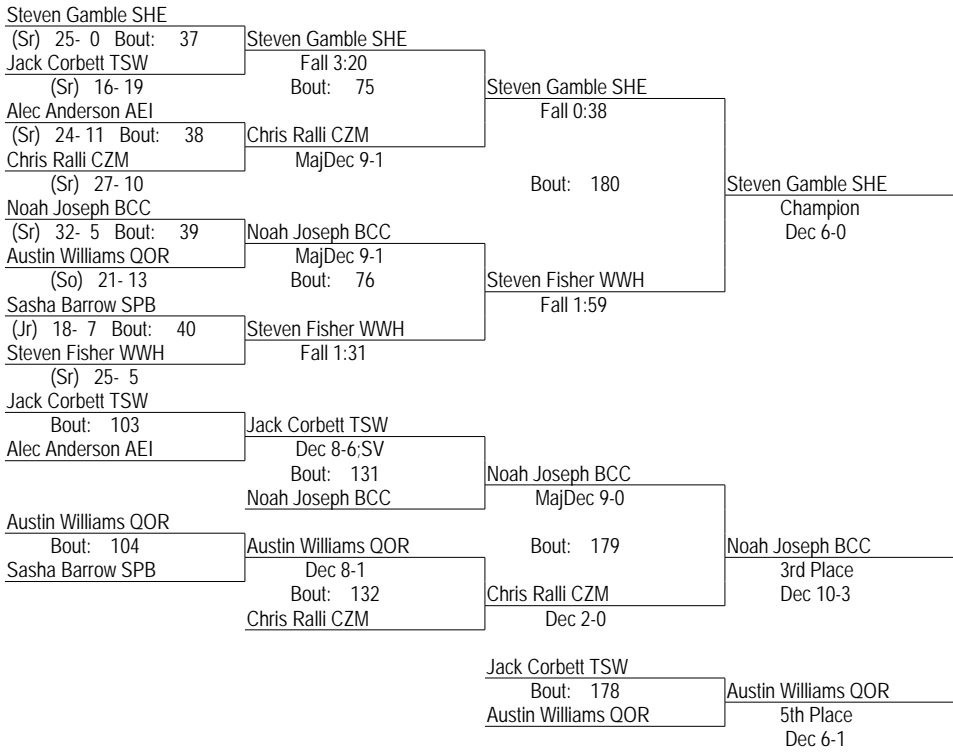
- Place Winners -
- | | |
|-------------------------|-------------|
| 1st Eric Beverly WWH | (Sr) 25- 0 |
| 2nd Mike Barbaro TSW | (Jr) 32- 5 |
| 3rd Miche Ulysse SPB | (Sr) 26- 5 |
| 4th John Ramsey WAJ | (Sr) 36- 6 |
| 5th Jack Cunningham CZM | (Sr) 28- 13 |
| 6th Chris Byars AEI | (Sr) 28- 11 |

4A/3A West Region
February 27 & 28, 2009
152



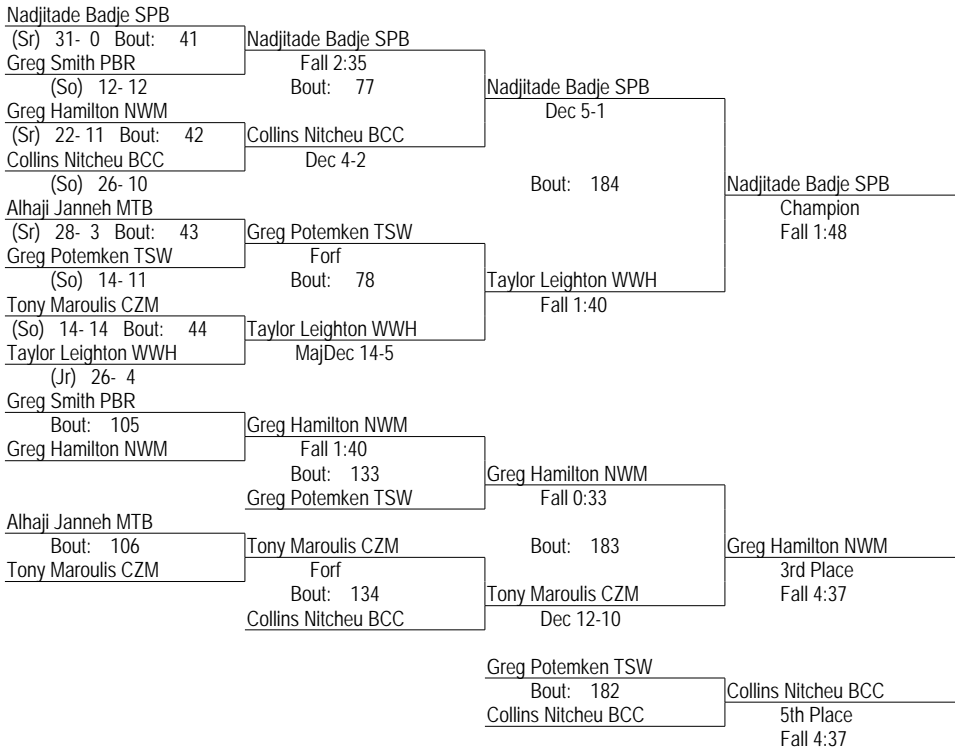
- Place Winners -
- | | |
|-----------------------|-------------|
| 1st Reed Neubaum QOR | (Jr) 35- 2 |
| 2nd Josh Lowy SHE | (Jr) 32- 4 |
| 3rd George Murphy WTM | (Sr) 28- 5 |
| 4th Scott Oberst TSW | (Jr) 26- 11 |
| 5th Don Cazeau SPB | (Sr) 25- 15 |
| 6th Jacob White NWM | (Sr) 14- 9 |

4A/3A West Region
February 27 & 28, 2009
160



- Place Winners -
- | | |
|-------------------------|-------------|
| 1st Steven Gamble SHE | (Sr) 28- 0 |
| 2nd Steven Fisher WWH | (Sr) 27- 6 |
| 3rd Noah Joseph BCC | (Sr) 35- 6 |
| 4th Chris Ralli CZM | (Sr) 29- 12 |
| 5th Austin Williams QOR | (So) 23- 15 |
| 6th Jack Corbett TSW | (Sr) 17- 22 |

4A/3A West Region
February 27 & 28, 2009
171

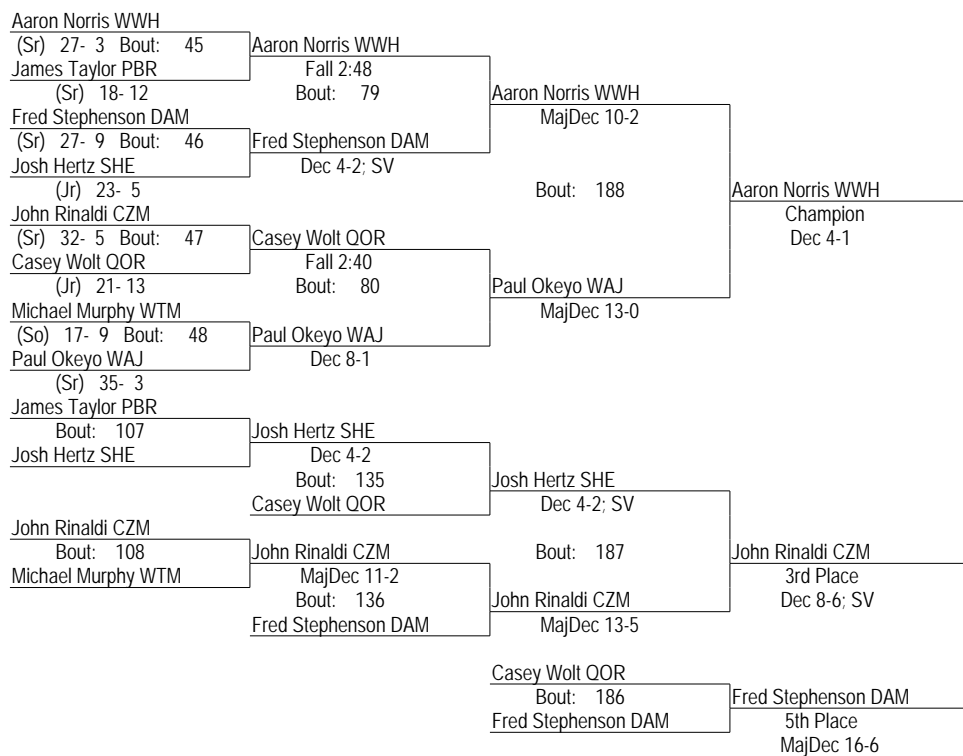


- Place Winners -
- 1st Nadjitade Badje SPB (Sr) 34- 0
 - 2nd Taylor Leighton WWH (Jr) 28- 5
 - 3rd Greg Hamilton NWM (Sr) 25- 12
 - 4th Tony Maroulis CZM (So) 16- 16
 - 5th Collins Nitcheu BCC (So) 28- 12
 - 6th Greg Potemken TSW (So) 15- 14

4A/3A West Region

February 27 & 28, 2009

189

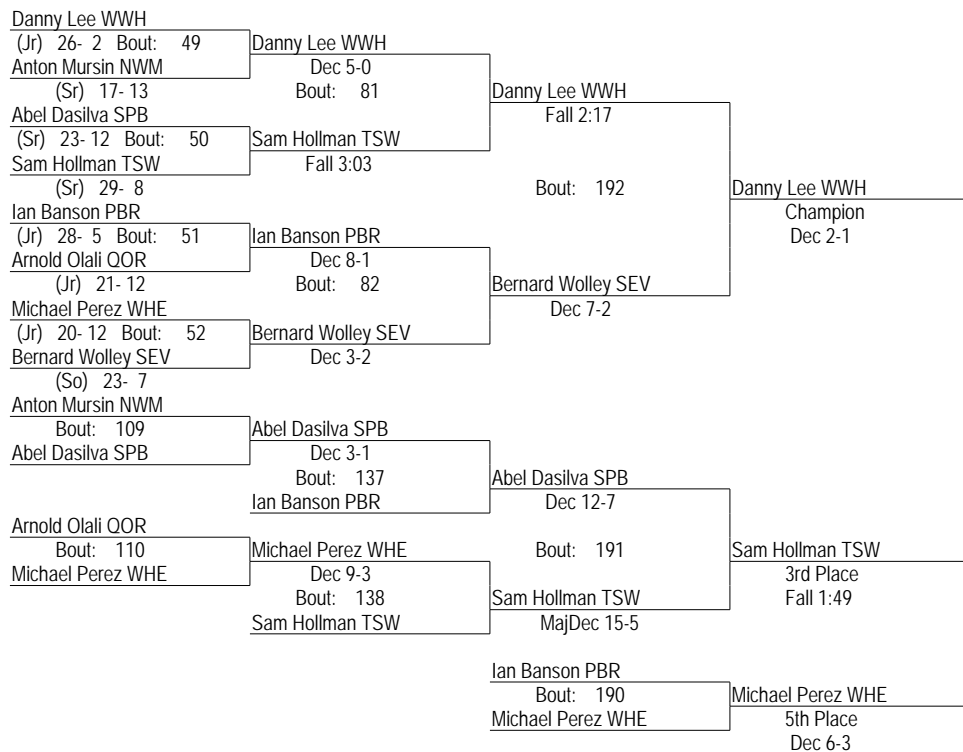


- Place Winners -
- | | |
|-------------------------|-------------|
| 1st Aaron Norris WWW | (Sr) 30- 3 |
| 2nd Paul Okeyo WAJ | (Sr) 37- 4 |
| 3rd John Rinaldi CZM | (Sr) 35- 6 |
| 4th Josh Hertz SHE | (Jr) 25- 7 |
| 5th Fred Stephenson DAM | (Sr) 29- 11 |
| 6th Casey Wolt QOR | (Jr) 22- 16 |

4A/3A West Region

February 27 & 28, 2009

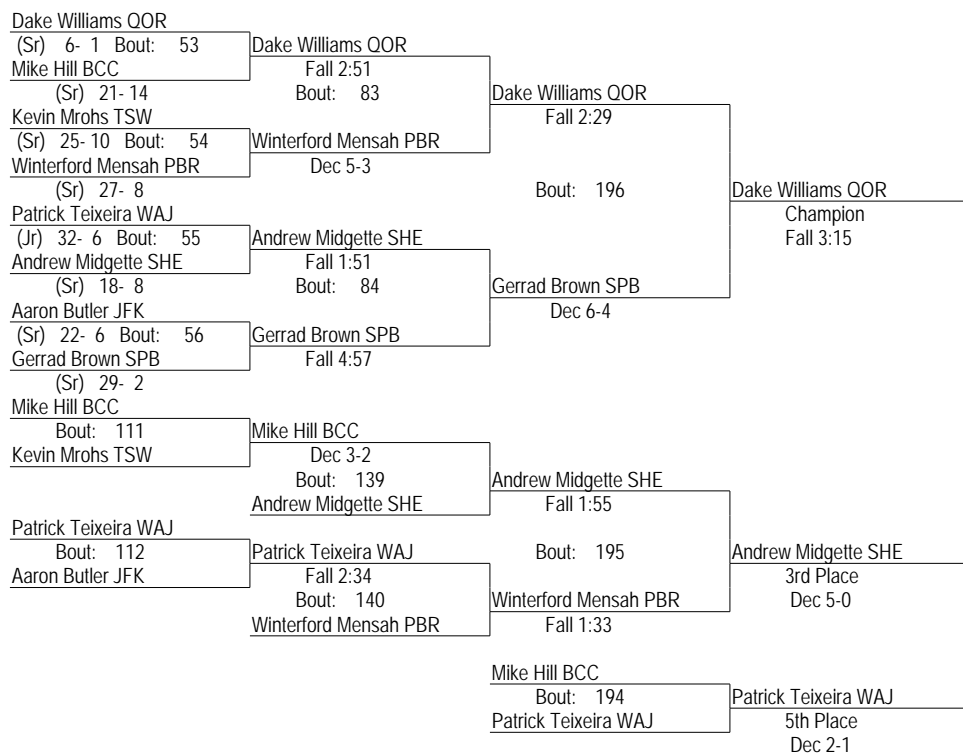
215



- Place Winners -

- | | |
|------------------------|-------------|
| 1st Danny Lee WWH | (Jr) 29- 2 |
| 2nd Bernard Wolley SEV | (So) 25- 8 |
| 3rd Sam Hollman TSW | (Sr) 32- 9 |
| 4th Abel Dasilva SPB | (Sr) 25- 14 |
| 5th Michael Perez WHE | (Jr) 22- 14 |
| 6th Ian Banson PBR | (Jr) 29- 8 |

4A/3A West Region
February 27 & 28, 2009
285



- Place Winners -
- | | |
|---------------------------|-------------|
| 1st Dake Williams QOR | (Sr) 9- 1 |
| 2nd Gerrad Brown SPB | (Sr) 31- 3 |
| 3rd Andrew Midgette SHE | (Sr) 21- 9 |
| 4th Winterford Mensah PBR | (Sr) 29- 10 |
| 5th Patrick Teixeira WAJ | (Jr) 34- 8 |
| 6th Mike Hill BCC | (Sr) 22- 17 |

4A/3A West Region
February 27 & 28, 2009