






























1. Please indicate the position of the individual completing the questionnaire:





		Response Percent	Response Count
Superintendent		0.2%	2
Supervisor of Athletics		2.3%	24
School Principal		5.2%	55
School Assistant Principal		2.4%	26
Athletic Director		11.8%	126
Coach		80.3%	855
		answered question	1,065
		skipped question	0

2. Please check one of the following.










		Response Percent	Response Count
Male		74.9%	798
Female		25.1%	267
		answered question	1,065
		skipped question	0

3. Please check no more than three of the following sports that best represents what sports you are most affiliated with. For those affiliated with all sports as an Superintendent, Principal, Supervisor, or Athletic Director select "All".

		Response Percent	Response Count
All		19.4%	207
Baseball		8.2%	87
Boys Basketball		11.1%	118
Girls Basketball		8.9%	95
Boys Cross Country		3.8%	40
Girls Cross Country		4.2%	45
Field Hockey		3.8%	41
Football		15.4%	164
Boys Golf		4.8%	51
Girls Golf		3.4%	36
Boys Indoor Track		6.3%	67
Girls Indoor Track		5.7%	61
Boys Lacrosse		4.3%	46
Girls Lacrosse		5.7%	61
Boys Soccer		6.3%	67
Girls Soccer		5.9%	63
Softball		7.1%	76
Boys Swimming		3.9%	42
Girls Swimming		3.8%	41
Boys Tennis		3.8%	40
Girls Tennis		3.8%	41

Boys Track and Field		8.8%	94
Girls Track and Field		8.7%	93
Volleyball		6.7%	71
Wrestling		7.3%	78
answered question			1,065
skipped question			0

4. Please select the MPSSAA District in which you work.

		Response Percent	Response Count
District 1 (Garrett, Allegany, Washington, Frederick, Carroll County)		21.2%	225
District 2 (Montgomery County)		14.5%	154
District 3 (Prince George's County)		3.0%	32
District 4 (Calvert, Charles, St. Mary's County)		7.6%	81
District 5 (Anne Arundel, Howard County)		16.5%	175
District 6 (Baltimore County)		16.0%	170
District 7 (Cecil, Harford County)		7.4%	79
District 8 (Kent, Queen Anne's, Talbot, Caroline, Dorchester, Wicomico, Somerset, Worcester County)		8.0%	85
District 9 (Baltimore City)		5.7%	61
answered question			1,062
skipped question			3

5. MPSSAA Rules and Regulations

	Very Satisfied - No Revisions Needed	Satisfied - Slight Revisions Needed	Dissatisfied - Some Revisions Needed	Very Dissatisfied - Many Revisions Needed	No Opinion	Response Count
.02 Eligibility Requirements for Students	51.6% (499)	30.8% (298)	11.0% (106)	3.3% (32)	3.3% (32)	967
G. Outside Participation on Non-School Teams	34.5% (334)	30.3% (293)	16.8% (162)	8.3% (80)	10.1% (98)	967
.03 Sports Season Length	57.3% (554)	28.9% (279)	8.2% (79)	3.1% (30)	2.6% (25)	967
B. Maximum Number of Contests Permitted During a Sports Season	47.2% (456)	27.1% (262)	15.8% (153)	7.2% (70)	2.7% (26)	967
.04 A. Equal Opportunity for Participation	73.5% (711)	17.1% (165)	3.2% (31)	1.9% (18)	4.3% (42)	967
B. Coaching Eligibility Requirements	54.4% (526)	31.6% (306)	8.2% (79)	3.5% (34)	2.3% (22)	967
C. Minimum Required Practice	59.5% (575)	25.9% (250)	7.9% (76)	2.1% (20)	4.8% (46)	967
G. Out-of-Season Practice Restrictions	20.8% (201)	29.6% (286)	26.7% (258)	19.9% (192)	3.1% (30)	967
I. Summer Camp Limitations	23.6% (228)	28.6% (277)	20.6% (199)	17.9% (173)	9.3% (90)	967
.05 Violations, Penalties, and Appeals Process	40.3% (390)	30.2% (292)	9.3% (90)	5.6% (54)	14.6% (141)	967
.06 Classification of Schools	41.2% (398)	29.4% (284)	15.2% (147)	8.1% (78)	6.2% (60)	967
.07 State Tournament Policies	50.1% (484)	28.4% (275)	8.6% (83)	6.4% (62)	6.5% (63)	967
.08 Awards and Recognition	51.2% (495)	27.7% (268)	9.1% (88)	5.4% (52)	6.6% (64)	967
.09 Sanction Rules	51.5% (498)	27.1% (262)	5.8% (56)	1.9% (18)	13.8% (133)	967
.10 Amateur Rules	56.2% (543)	24.8% (240)	3.1% (30)	0.7% (7)	15.2% (147)	967
.11 Process for Amending Regulations	43.6% (422)	27.6% (267)	7.3% (71)	4.3% (42)	17.1% (165)	967
Local and State Lines of Jurisdiction are clear	49.4% (478)	27.9% (270)	7.7% (74)	2.9% (28)	12.1% (117)	967

Equity among sports	45.4% (439)	28.3% (274)	12.5% (121)	7.8% (75)	6.0% (58)	967
					answered question	967
					skipped question	98

6. Please use the space below to write comments about additional scholastic athletic issues regarding rules and regulations that need to be considered by the MPSSAA Strategic Planning Committee.

						Response Count
						255
					answered question	255
					skipped question	810

7. MPSSAA Services Provided To Schools

	Very Satisfied	Satisfied	Dissatisfied	Very Dissatisfied	No Opinion	Response Count
Provides Tournament Sanctioning	42.3% (393)	43.1% (401)	3.0% (28)	0.4% (4)	11.2% (104)	930
Maintains a user friendly MPSSAA Web site	44.4% (413)	41.3% (384)	6.3% (59)	1.2% (11)	6.8% (63)	930
Student-Athlete Leadership Conference	37.1% (345)	33.5% (312)	2.4% (22)	0.5% (5)	26.5% (246)	930
Minds in Motion Scholar Athlete Scholarship	48.1% (447)	35.3% (328)	1.9% (18)	0.4% (4)	14.3% (133)	930
Provides Mind in Motion Certificates (Scholar Athlete Awards Program)	51.6% (480)	32.7% (304)	1.4% (13)	0.5% (5)	13.8% (128)	930
Interprets State By-Laws	37.7% (351)	42.8% (398)	3.3% (31)	0.8% (7)	15.4% (143)	930
Hosts Sports Rules Interpretation Clinics	38.8% (361)	41.7% (388)	5.3% (49)	1.0% (9)	13.2% (123)	930
Responds to members in a courteous way	41.2% (383)	36.7% (341)	4.0% (37)	1.3% (12)	16.9% (157)	930
Seeks input from membership	31.8% (296)	37.5% (349)	11.4% (106)	4.7% (44)	14.5% (135)	930
Follows through as promised	31.8% (296)	38.1% (354)	7.1% (66)	2.2% (20)	20.9% (194)	930
Maintains a professional decorum	44.9% (418)	38.4% (357)	2.9% (27)	0.8% (7)	13.0% (121)	930
Is consistent in decision making	34.4% (320)	36.8% (342)	9.2% (86)	3.5% (33)	16.0% (149)	930
Returns telephone calls, e-mails and responds in a timely manner	36.6% (340)	29.4% (273)	3.2% (30)	1.2% (11)	29.7% (276)	930
answered question						930
skipped question						135

8. Please use the space below to write comments about additional scholastic athletic issues regarding services rendered to MPSSAA schools that need to be considered by the MPSSAA Strategic Planning Committee.

**Response
Count**

61

answered question

61

skipped question

1,004

9. MPSSAA State Tournaments

	Very Satisfied	Satisfied	Dissatisfied	Very Dissatisfied	No Opinion	Response Count
Open tournament format - seed top four teams	21.9% (200)	29.4% (269)	18.8% (172)	14.6% (134)	15.3% (140)	915
Football Tournament - Point System	18.1% (166)	24.4% (223)	7.2% (66)	3.9% (36)	46.3% (424)	915
Wrestling Tournament - Qualifying and Point System/Placement Criteria	17.0% (156)	23.3% (213)	3.2% (29)	2.1% (19)	54.4% (498)	915
Individual Tournaments (Cross Country, Swimming, Indoor Track, Outdoor Track, Tennis) - Qualifying	23.0% (210)	28.2% (258)	3.6% (33)	2.2% (20)	43.1% (394)	915
Ticket prices	23.8% (218)	48.0% (439)	11.9% (109)	2.8% (26)	13.4% (123)	915
Awards	28.1% (257)	46.6% (426)	8.9% (81)	4.2% (38)	12.3% (113)	915
Reimbursement schedule (travel, lodging, meals)	19.0% (174)	35.5% (325)	8.4% (77)	2.8% (26)	34.2% (313)	915
State tournament sites	35.5% (325)	43.9% (402)	8.4% (77)	4.2% (38)	8.0% (73)	915
Entry procedures	35.1% (321)	46.9% (429)	3.7% (34)	1.3% (12)	13.0% (119)	915
Costs to schools	25.7% (235)	36.9% (338)	6.2% (57)	1.3% (12)	29.8% (273)	915
Officials' assignments	23.4% (214)	43.3% (396)	11.3% (103)	5.8% (53)	16.3% (149)	915
Equity among sports	28.4% (260)	39.3% (360)	13.0% (119)	4.8% (44)	14.4% (132)	915
State tournament post game press conferences	25.4% (232)	32.9% (301)	3.8% (35)	1.6% (15)	36.3% (332)	915
answered question						915
skipped question						150

10. Please use the space below to write comments about additional scholastic athletic issues regarding state tournaments that need to be considered by the MPSSAA Strategic Planning Committee.

**Response
Count**

157

answered question

157

skipped question

908

11. MPSSAA Services Provided to Officials and Coaches

	Very Satisfied	Satisfied	Dissatisfied	Very Dissatisfied	No Opinion	Response Count
Registration and certification of officials	19.4% (175)	46.5% (419)	10.1% (91)	3.1% (28)	20.9% (188)	901
Required testing for knowledge of rules	20.3% (183)	46.6% (420)	11.2% (101)	4.1% (37)	17.8% (160)	901
Required attendance at rules interpretation clinics	23.1% (208)	48.5% (437)	8.0% (72)	2.3% (21)	18.1% (163)	901
Sale and distribution of National Federation books (rules, case, etc.)	26.3% (237)	46.2% (416)	4.7% (42)	1.2% (11)	21.6% (195)	901
Standardized tournament officials game fees	24.9% (224)	44.3% (399)	3.1% (28)	0.9% (8)	26.9% (242)	901
Liaison between school system and officials	23.6% (213)	43.3% (390)	6.9% (62)	3.0% (27)	23.2% (209)	901
Distribution of sport rule books to coaches	36.5% (329)	45.9% (414)	5.0% (45)	2.7% (24)	9.9% (89)	901
Relevance of NFHS Coaching Courses for Level I Certification	28.9% (260)	45.3% (408)	5.0% (45)	2.1% (19)	18.8% (169)	901
Quality of NFHS Coaching Courses for Level I Certification	28.7% (259)	44.8% (404)	4.4% (40)	2.3% (21)	19.6% (177)	901
Free NFHS Courses (Concussions and Sportsmanship)	42.4% (382)	43.2% (389)	1.3% (12)	1.7% (15)	11.4% (103)	901
				answered question		901
				skipped question		164

12. Please use the space below to write comments about additional scholastic athletic issues regarding services provided to officials and coaches that need to be considered by the MPSSAA Strategic Planning Committee.

	Response Count
	64
answered question	64
skipped question	1,001

13. MPSSAA Publications - Receipt of Product ... Did you receive the publications?

	Yes	No	Not Applicable	Response Count
MPSSAA Handbook	87.5% (781)	9.2% (82)	3.4% (30)	893
MPSSAA Tournament Bulletins (fall, winter, spring)	85.2% (761)	10.8% (96)	4.0% (36)	893
Scout Newsletter (distributed electronically)	78.1% (697)	15.3% (137)	6.6% (59)	893
National Federation Rules Books	77.8% (695)	15.6% (139)	6.6% (59)	893
Would you prefer to receive handbooks and bulletins electronically rather than in print?	46.0% (411)	51.1% (456)	2.9% (26)	893
Would you prefer future publications via apps on mobile phones, tablets, etc.?	39.3% (351)	54.8% (489)	5.9% (53)	893
			answered question	893
			skipped question	172

14. MPSSAA Publications - Level of Satisfaction

	Very Satisfied	Satisfied	Dissatisfied	Very Dissatisfied	No Opinion	Response Count
MPSSAA Handbook	42.8% (382)	44.3% (396)	1.5% (13)	0.3% (3)	11.1% (99)	893
MPSSAA Tournament Bulletins (fall, winter, spring)	44.0% (393)	41.4% (370)	1.3% (12)	0.2% (2)	13.0% (116)	893
Playoff Magazine (tournament programs)	39.4% (352)	35.4% (316)	2.0% (18)	0.3% (3)	22.8% (204)	893
Scout Newsletter (distributed electronically)	37.7% (337)	38.0% (339)	1.5% (13)	0.4% (4)	22.4% (200)	893
Tournament Directors' Guide	31.6% (282)	28.9% (258)	1.2% (11)	0.1% (1)	38.2% (341)	893
National Federation Rules Books	40.3% (360)	37.1% (331)	0.9% (8)	0.4% (4)	21.3% (190)	893
answered question						893
skipped question						172

15. Please use the space below to write comments about additional scholastic athletic issues regarding publications that need to be considered by the MPSSAA Strategic Planning Committee.

	Response Count
	35
answered question	35
skipped question	1,030

16. Financial Considerations

	Much Support	Moderate Support	Slight Support	No Support	Response Count
Membership dues for each school	14.1% (124)	27.1% (238)	23.5% (207)	35.3% (310)	879
Membership dues for local systems	17.3% (152)	33.6% (295)	22.4% (197)	26.7% (235)	879
Tournament entry fees	14.7% (129)	26.2% (230)	19.1% (168)	40.0% (352)	879
Raise Ticket Prices	7.1% (62)	19.2% (169)	23.9% (210)	49.8% (438)	879
Charging for all rule books	5.2% (46)	12.6% (111)	15.4% (135)	66.8% (587)	879
Charging for MPSSAA publications	5.8% (51)	11.5% (101)	16.2% (142)	66.6% (585)	879
Charging a fee for state passes	5.5% (48)	12.4% (109)	18.5% (163)	63.6% (559)	879
State passes earn a discount instead of free admission	6.3% (55)	12.4% (109)	16.2% (142)	65.2% (573)	879
Abolishing complementary state passes	6.6% (58)	9.7% (85)	9.3% (82)	74.4% (654)	879
Charging for tournament programs (currently given to all semifinal participants)	9.9% (87)	19.8% (174)	18.7% (164)	51.6% (454)	879
Cataloging all publications online and do not distribute hard copies to cut printing expenses	24.9% (219)	25.6% (225)	19.5% (171)	30.0% (264)	879
				answered question	879
				skipped question	186

17. Please use the space below to write comments about additional scholastic athletic issues regarding financial considerations that need to be considered by the MPSSAA Strategic Planning Committee.

	Response Count
	56
answered question	56
skipped question	1,009

18. District Organization

	Strongly Agree	Agree	Disagree	Strongly Disagree	No Opinion	Response Count
District structure provides a good forum for schools to have input	17.6% (153)	45.2% (392)	11.3% (98)	4.0% (35)	21.8% (189)	867
Districts are organized to assure proper representation of all schools	18.7% (162)	47.3% (410)	9.1% (79)	5.1% (44)	19.8% (172)	867
District representatives to standing/sport committees convey the interest of the entire district	17.8% (154)	46.1% (400)	10.5% (91)	4.5% (39)	21.1% (183)	867
District representatives to standing/sport committees communicate with constituents they represent	18.8% (163)	47.8% (414)	8.5% (74)	4.7% (41)	20.2% (175)	867
District representatives to state sport committees should rotate every few years	20.6% (179)	42.0% (364)	11.0% (95)	3.8% (33)	22.6% (196)	867
				answered question		867
				skipped question		198

19. Please use the space below to write comments about additional scholastic athletic issues regarding state committees that need to be considered by the MPSSAA Strategic Planning Committee.

**Response
Count**

34

answered question

34

skipped question

1,031

20. Issues Under Consideration

	High Priority	Moderate Priority	Low Priority	No Priority	Response Count
Restrict student transfers for athletic purposes	49.7% (423)	30.7% (261)	14.6% (124)	5.1% (43)	851
Stronger requirements for officials' boards to recruit females and minorities	18.3% (156)	32.0% (273)	32.7% (279)	17.0% (145)	853
Expanding the Web site into use of social medias such as facebook, twitter, apps	16.2% (138)	28.2% (240)	37.0% (315)	18.6% (158)	851
Revising of camp rules	30.9% (262)	34.9% (296)	24.7% (209)	9.4% (80)	847
Allowing Sunday competition for state championships only	16.0% (136)	23.8% (202)	26.1% (222)	34.1% (290)	850
Revisit outside participation guidelines	26.3% (223)	35.5% (301)	27.2% (231)	11.0% (93)	848
Review classification structure, criteria and process	25.8% (219)	37.2% (316)	27.0% (229)	10.0% (85)	849
Revisit guidelines for regional alignments	32.0% (270)	35.3% (298)	23.8% (201)	9.0% (76)	845
Require sectionals for all regions and seed top-4 teams in each sectional	22.7% (192)	37.7% (318)	22.7% (192)	16.8% (142)	844
Process for seeding state semifinal teams	24.2% (204)	35.2% (297)	26.6% (224)	14.0% (118)	843
				answered question	854
				skipped question	211