

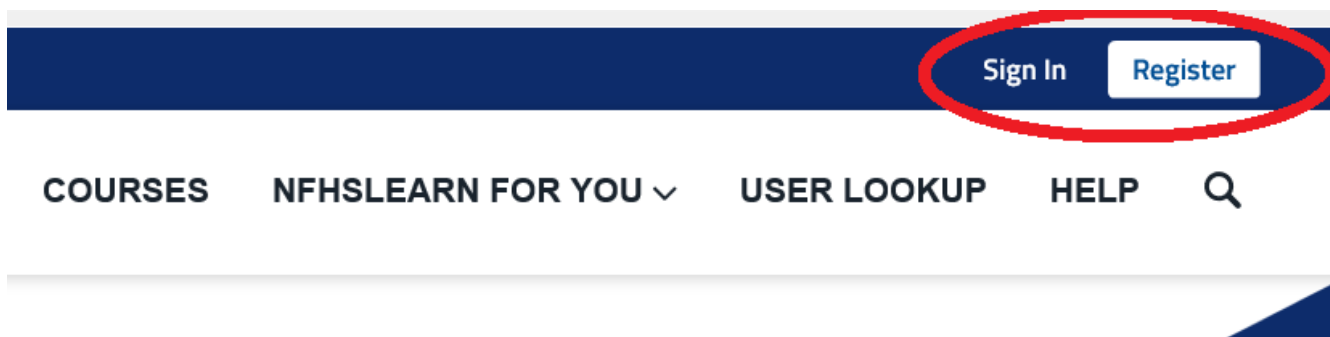


## MARYLAND RULES CLINIC COURSE

Follow these step-by-step instructions to complete the Maryland Rules Clinic course through your NFHS Learning Center account. If you have been directed to the Maryland Rules Clinic course page from another site, select 'Sign In' or 'Register' in the upper right-hand corner to get started.

---

**STEP 1:** Visit [www.nfhslearn.com](http://www.nfhslearn.com) and select 'Sign In' if you already have an NFHS Learning Center account OR select 'Register' to create a free account. If you already have an account, you can skip to step 4.





**STEP 2:** If you selected 'Register' to create a new account, fill-in all boxes on the first page, check 'Not a Robot' and click 'Next'. Complete the registrant information on page 2 and click 'Finish'.

### Registration for NFHS Account

1 — 2


Account Information Profile Information

Email

Username

Password

Confirm Password

I'm not a robot  reCAPTCHA  
Privacy · Terms

**Next**

Already have an account? [Sign in](#)

### Registration for NFHS Account

1 — 2

Account Information Profile Information

First Name

Last Name

Address 1

Address 2 (Optional)

City

Zip code

United States

State

School/Organization Name

Phone Number

Sports

< Back **Finish**



**STEP 3:** After you select 'Finish' you will be prompted to enter a certificate name. This is necessary to fully register your account. Add your name, check the box under the name field, check your 'primary position' and click 'Finish'.



[DASHBOARD](#) [COURSES](#) [NFHSLEARN FOR YOU](#) [USER LOOKUP](#) [HELP](#)

**Additional Information**

In order to better serve you and personalize your experience, we need information about you and your upcoming course taking activity

1. What name should appear on all completion certificates for this account?

I understand that I **cannot change** this to another person's name once a course has been taken.

What is your primary position?

Parent  Coach  
 Administrator  Student  
 Official  Performing Artist  
 Other

Will you be taking courses in Indiana?

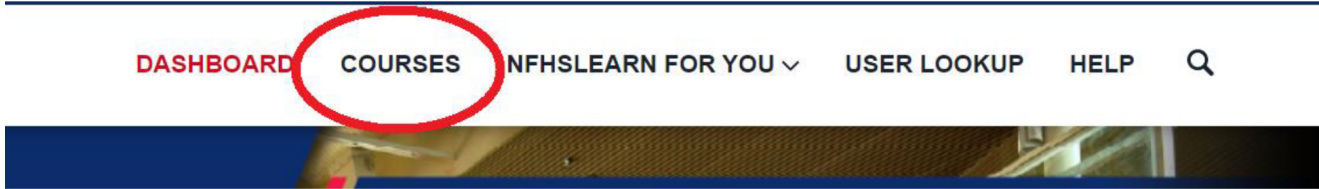
Yes

**2.**

**Finish**



**STEP 4:** You are now logged-in to your NFHS Learning Center account and are viewing the home page. Select 'Courses' at the top of the page.

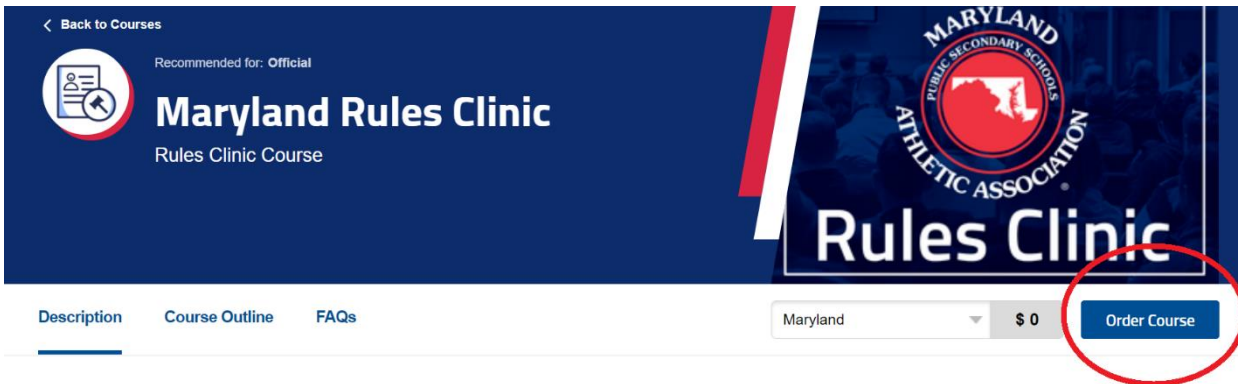


**STEP 5:** On the courses page you will see a section on the left-hand side of the page titled 'Filter Courses'. Under 'Category' select 'Rules Clinic Courses' and then select 'Maryland Rules Clinic (~~2021-2022~~)'.

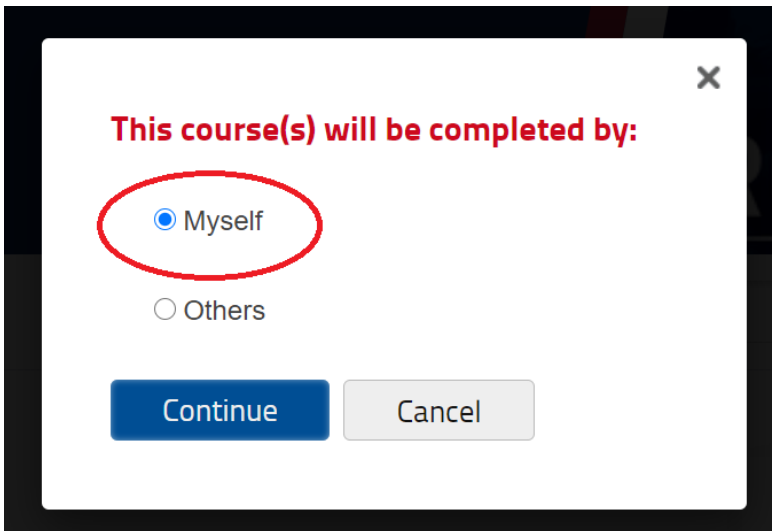




**STEP 6:** You are now viewing the Maryland Rules Clinic course page. Select 'Order Course' at the top of the course page.



**STEP 7:** You will select 'Myself' when asked who the course will be completed by.





**STEP 8:** You will now complete the checkout process for this free course. You will first select 'checkout' at the bottom of the shopping cart page.

### Your Shopping Cart

**Courses for myself**

Course	State	Item Total
Maryland Rules Clinic	Maryland	\$0.00

Courses for Myself Subtotal: **\$0.00**

Total: **\$0.00**

[Continue Shopping](#) [Checkout](#)

**STEP 9:** You will now check that you have read the NFHS No Refund Policy and then select 'Continue'.

### NFHS Secure Checkout

1 Billing Information 2 Review Order 3 Payment Information

#### Your Order

Course	State	Price
Maryland Rules Clinic	MD	\$0.00
Subtotal :		<b>\$0.00</b>
Total		<b>\$0.00</b>

#### Order Summary

Courses for Myself	\$0.00
Courses for Distribution	\$0.00
Other Items	\$0.00
Memberships	\$0.00
<b>Total:</b>	<b>\$0.00</b>

1.  I agree to the NFHS No Refund Policy for online education courses, except for inadvertent duplicate purchases.

2. [Continue](#)






**STEP 10:** You have completed the order. You will now be prompted to return to your courses to view the Maryland Rules Clinic. Select 'Go to My Courses'.



**STEP 11:** You can now begin the Maryland Rules Clinic by selecting 'Begin Course'. You can start and stop the course and your progress will be held. You can access the course by selecting 'Dashboard' at the top of the page and 'My Courses' on the left-hand side of the page.





**STEP 12:** Once you complete the Maryland Rules Clinic course you will have access to a course certificate. You can download a PDF version of the certificate by selecting 'Dashboard' at the top of your account page and then 'My Certificates' on the left-hand side of the page. Here you can select 'Download' under the course title.

A screenshot of the NFHS Learning Center user interface. On the left is a navigation menu with options: 'My Courses', 'My Certificates' (highlighted with a red oval), 'My National Certification', 'My Account', and 'Tutorial'. To the right, under the heading 'My Certificates', is a card for the 'Maryland Rules Clinic' course. The card features a logo for the Maryland Secondary Schools Athletic Association and the text 'Rules Clinic'. Below the logo, it says 'Maryland Rules Clinic' and 'Rules Clinic Course'. Underneath, it displays 'Most Recent Certificate: 02/18/2021'. At the bottom of the card is a blue 'Download' button, which is also circled in red. To the right of the button, the text '-1MB' is visible.

---

**THANK YOU FOR USING THE NFHS LEARNING CENTER!**