



MPSSAA Media Guide



2019 Boys Basketball State Tournament

2019 Boys State Championship Schedule

Class 3A & 4A State Semifinals **Thursday, March 14th**

3 PM - Class 3A
C. Milton Wright (V)
vs.
Baltimore Polytechnic Institute (H)

5 PM - Class 3A
Gov. Thomas Johnson (V)
vs.
Reservoir (H)

7 PM - Class 4A
Dulaney (V)
vs.
Eleanor Roosevelt (H)

9 PM - Class 4A
Richard Montgomery (V)
vs.
Broadneck (H)

Class 1A & 2A State Semifinals **Friday, March 15th**

3 PM - Class 1A
Lake Clifton (V)
vs.
Frederick Douglass-PG (H)

5 PM - Class 1A
Southern-Garrett (V)
vs.
Crisfield (H)

7 PM - Class 2A
Patterson (V)
vs.
Thomas Stone (H)

9 PM - Class 2A
Oakdale (V)
vs.
Wicomico (H)

State Finals **Saturday, March 16th**

1 PM - Class 1A

3 PM - Class 3A

6 PM - Class 2A

8 PM - Class 4A



BOYS BASKETBALL STATE CHAMPIONSHIPS



Team Roster				
#	Name	Ht.	Yr.	Pos.
0	Cheung, Austin	5'11	12	F
1	Sadeghi, Brian	6'2	12	F
2	Hall, Eric	6'0	11	G
3	Cornish, Ryan	6'1	10	G
4	Powell, Carl	6'1	9	G
5	Kassahun, Henok	6'4	11	F
10	Liyanamana, Devin	6'0	11	G
11	Orcev, Djordje	6'6	12	F
12	Robinson, Jabril	6'1	10	G
13	Smith, Samaj	5'11	11	F
20	Samuels, Shaq	6'2	10	G
21	Meringoff, Alex	6'3	10	F
22	Lewis, Kordell	5'11	10	G
23	Dominguez, David	6'0	11	F
24	Young, Khalil	6'4	10	F
32	Oehler, Harrison	6'5	11	F
33	Gally, Miles	6'9	12	C
34	Davenport, Will	6'8	11	C
35	Lunenfeld, Hayden	5'10	10	G

4A West Richard Montgomery	
School Information	
SCHOOL SYSTEM:	Montgomery County
LOCATION:	Rockville
HEAD COACH:	David Breslaw
ASSISTANTS:	Mamadou Bah, Robert Breslaw, Tunde Oguntimein, Jamaal Schools
MANAGERS:	Madison Catron, Kristina Mickens, Desiree Washington, Maher Mbanaso, Nyrene Johnson, Oluchi Okeoma, Mikhaila Estwick
PRINCIPAL:	Damon A. Monteleone
ATHLETIC DIRECTOR:	Chamy Wijeratne
NICKNAME/MASCOT	Rockets
SCHOOL COLORS:	Black/Gold/White

4A East Broadneck	
School Information	
SCHOOL SYSTEM:	Anne Arundel County
LOCATION:	Annapolis
HEAD COACH:	John Williams
ASSISTANTS:	John Spinnenweber, Zach Vrhovac, Gerald Stansbury, Tom Cole, Bobby Bates
MANAGERS:	Erin O'Connor, Cooper Daras, Matt Brown, Jonathan Meyers, Kyle Reker, Diana Ready, Madison Hebert
PRINCIPAL:	Jim Todd
ATHLETIC DIRECTOR:	Ken Kazmarek
NICKNAME/MASCOT	Bruins
SCHOOL COLORS:	Maroon/Gray

Team Roster				
#	Name	Ht.	Yr.	Pos.
1	Davis, Brendan	5'8	11	G
2	Colbert, Che	6'0	12	G
3	Ehrlich, Josh	6'0	9	G
4	Kennedy, Brendan	6'0	11	G
5	Young, Jamar	6'2	12	G
11	Jackson, Cyrus	6'1	11	F
20	Waggoner, Kyle	5'9	11	G
21	Gatton, Nick	6'4	12	C
22	Mazza, Roberto	6'1	11	F
33	Goshorn, Chris	6'0	11	F
40	Stewart, David	6'7	11	G
42	Vican, Logan	6'9	11	F
43	Cantrell, Mike	6'4	12	G
44	Rose, Andrew	6'5	11	F

**2019 MPSSAA Class 4A State Tournament
Semifinals - March 14, 2019
Finals - March 16, 2019
University of Maryland - Xfinity Center**


Team Roster				
#	Name	Ht.	Yr.	Pos.
1	Wenzl, Jordan	5'10	9	G
3	Webster, Jaylin	6'1	10	G
5	Conway, Ryan	6'0	10	G
10	Evans, Che	6'7	11	F
12	Anderson, Ethan	6'2	11	G
13	Amoruso, Cameron	6'3	12	G
22	Byers, Cameron	6'6	11	F
23	Cornish, Isaiah	6'6	10	G
25	Amoruso, Jaylen	6'2	10	G
34	Morris, Tucker	6'1	12	G
42	McGee, Cole	6'4	11	F
44	Schmidt, John	6'5	11	F

4A North Dulaney	
School Information	
SCHOOL SYSTEM:	Baltimore County
LOCATION:	Timonium
HEAD COACH:	Matt Lochte
ASSISTANTS:	Jason Carrington, Lancy Cash, Steve Labbe, James Dickey, Mike Lynch
MANAGERS:	Mikayla Mellis, Brian Graziano, Kate Blalczak, Chloe Nicklas, Steffany Perez
PRINCIPAL:	Sam Wynkoop
ATHLETIC DIRECTOR:	Richard Reed
NICKNAME/MASCOT	Lions
SCHOOL COLORS:	Scarlet/White/Black

4A South Eleanor Roosevelt	
School Information	
SCHOOL SYSTEM:	Prince George's County
LOCATION:	Greenbelt
HEAD COACH:	Brendan O'Connell
ASSISTANTS:	Bryan Hogg, Emmanuel Matey, Steve Segears Raheem Shobowale, Tony Davis, Leon Segears
MANAGERS:	N/A
PRINCIPAL:	Reginald McNeill
ATHLETIC DIRECTOR:	Thomas Green
NICKNAME/MASCOT	Raiders
SCHOOL COLORS:	Columbia/White

Team Roster				
#	Name	Ht.	Yr.	Pos.
3	Brown, Cameron	6'6	12	G
4	Rose, Kyle	6'4	12	G
5	Butler, Jaamir	6'4	12	G
10	Lewis, Olumide	5'9	11	G
11	Thomas, Brandon	6'4	12	F
12	Rivera, Willie	6'2	9	G
13	Mincey, Quinton	6'5	11	F
14	Simon, Jahari	6'2	11	G
20	Shell, Jalon	6'3	12	G
21	Cochran, Jahmal	6'3	12	F
22	Whitley, Thomas	6'5	10	F
25	Gross, Isaiah	6'3	12	G
32	Bailey, Auston	6'1	11	G
33	Brooks, Emmanuel	6'2	11	F

**2019 MPSSAA Class 4A State Tournament
Semifinals - March 14, 2019
Finals - March 16, 2019
University of Maryland - Xfinity Center**



MEDIA INFORMATION FORM FOR ALL REGION CHAMPIONS

MPSSAA STATE BASKETBALL TOURNAMENT

Region Winners: Please fill out this form accurately and completely. Then attach this file to an email to jill.masterman@maryland.gov by 12 Noon on Monday, March 11th.

School	Richard Montgomery	Nickname	Rockets	Colors	Black and Gold		
Head Coach	David Breslaw	Head Coaching Years at this School	7	Boys	7	Girls	0
Record as Head Coach at this School	118-49	Team Record (Including Tournaments and Regionals)		24 and 1			

STATISTICAL LEADERS

HOME #	AWAY #	NAME	POS. (G/F/C)	HT.	GR.	AVG. PTS.	AVG. REB.	AVG. ASSISTS	FG PCT.	3-P T FG PCT.	STEALS	BLOCKS
3	3	Ryan Cornish	G	6'1	So.	14.3	2.4	2.4	40.5	35.5	1.7	0.1
10	10	Devin Lyanamana	G	6'0	Jr.	6.4	2.1	1.8	38.0	38.2	1.3	0.1
11	11	Djordje Orcev	F	6'5	Sr.	10.9	6.8	1.8	41.1	26.8	0.9	1.5
22	22	Kordell Lewis	G	5'11	So.	9.4	2.4	2.6	33.9	42.1	1.4	0.1
33	33	Miles Gally	C	6'9	Sr.	13.2	9	1.7	48.9	35.9	0.5	1.2

GAME-BY-GAME RESULTS

	Date	Opponent	Site H-A-N	Your Score	Their Score	OT (Y-N)		Date	Opponent	Site H-A-N	Your Score	Their Score
1	12/6/2018	Walter Johnson	A	86	54			1/31/2019	Northwest	H	48	47
2	12/8/2018	Kennedy	A	74	61			2/8/2019	Whitman	H	63	53
3	12/11/2018	Paint Branch	H	78	68			2/11/2019	Rockville	A	69	63
4	12/18/2018	Springbrook	H	62	58			2/15/2019	Bethesda Chevy-Chase	H	84	74
5	12/27/2018	Thomas Johnson	N	65	58			2/21/2019	Churchill	A	66	54
6	12/28/2018	River Hill	N	50	44			2/22/2019	Seneca Valley	A	93	50
7	1/2/219	Magruder	H	59	52			2/25/2019	Chapelgate Christian	A	78	46
8	1/4/2019	Gaithersburg	H	70	65			Region Tournament				
9	1/7/2019	Northwest	A	75	73	y			BYE			
10	1/9/19	Clarksburg	H	71	49			3/4/2019	Northwest	H	63	47
11	1/22/2019	Wootton	H	71	58			3/6/2019	Gaithersburg	H	55	53
12	1/18/2019	Quince Orchard	H	44	42			3/9/2019	Walter Johnson	N	55	51
13	1/22/2019	Wootton	A	61	47							
14	1/25/2019	Rockville	H	56	50				Average points scored per game		65.1	
15	1/28/2019	Gaithersburg	H	35	54				Average points allowed per game		53.6	
									Average rebounds per game		36.2	

TEAM NOTES

Anything of interest; team statistics and strengths, honors earned, winning streaks, individual standouts, college prospects, etc.

30 game home winning streak

**MEDIA INFORMATION FORM FOR ALL REGION CHAMPIONS
MPSSAA STATE BASKETBALL TOURNAMENT**

Region Winners: Please fill out this form accurately and completely. Then attach this file to an email to jill.masterman@maryland.gov by 12 Noon on Monday, March 11th.

School Broadneck Nickname Bruins Colors Maroon and Gray
 Head Coach John Williams Head Coaching Years at this School 13 Boys x Girls _____
 Record as Head Coach at this School _____ Team Record (Including Tournaments and Regionals) 21-5

STATISTICAL LEADERS

HOME #	AWAY #	NAME	POS. (G/F/C)	HT.	GR.	AVG. PTS.	AVG. REB.	AVG. ASSISTS	FG PCT.	3-PT FG PCT.	STEALS	BLOCKS
1	1	Brendan Davis	G	5'10"	11	3.0		2.4				
2	2	Che Colbert	G	6'2"	12	13.2	4.6		43%			
3	3	Josh Erlich	G	5'10"	9	1.0						
5	5	Jamar Young	F	6'2"	12	12.1	4.7		41%			
21	21	Nick Gatton	F	6'6"	12	5.8	6.5					38
42	42	Logan Vican	C	6'9"	11	12.0	7.4		47%			38
43	43	Michael Cantrell	F	6'3"	12	9.7	4.1	2.8	45%		90	
44	44	Andrew Rose	F	6'6"	11	3.0						

GAME-BY-GAME RESULTS

Date	Opponent	Site H-A-N	Your Score	Their Score	OT (Y-N)	Date	Opponent	Site H-A-N	Your Score	Their Score	OT (Y-N)	
1	12/7/18	Arundel	A	50	45		16	1/25/19	South River	A	63	47
2	12/10/18	Severn	H	63	49		17	1/29/19	Glen Burnie	H	50	54
3	12/12/18	St. Marys	H	81	66		18	2/1/19	Annapolis	H	63	64
4	12/14/18	South River	H	60	43		19	2/5/19	Meade	A	69	54
5	12/17/18	Indian Creek	H	56	72		20	2/8/19	Southern	H	67	52
6	12/19/18	Centennial	A	52	42		21	2/15/19	Severna Park	A	59	34
7	12/21/18	Annapolis	A	67	66		22	2/20/19	North County	H	56	45
8	12/27/18	Thomas Stone	T	65	70		Region Tournament					
9	12/28/18	North County	T	73	35		1	3/4/19	South River	H	72	47
10	1/4/19	Southern	A	55	37		2	3/6/19	North Point	H	66	61
11	1/8/19	Northeast	A	74	57		3	3/8/19	Meade	H	78	47
12	1/11/19	Severna Park	H	38	35		4					
13	1/15/19	Old Mill	H	64	61		Team Statistics					
14	1/18/19	Arundel	A	75	70		Average points scored per game		62.5			
15	1/23/19	Chesapeake	A	52	37		Average points allowed per game		52.1			
							Average rebounds per game					

TEAM NOTES

Anything of interest; team statistics and strengths, honors earned, winning streaks, individual standouts, college prospects, etc.

**MEDIA INFORMATION FORM FOR ALL REGION CHAMPIONS
MPSSAA STATE BASKETBALL TOURNAMENT**

Region Winners: Please fill out this form accurately and completely. Then attach this file to an email to jill.masterman@maryland.gov by 12 Noon on Monday, March 4th for Boys and 12 Noon on Monday, March 11th for Girls.

School	<u>Dulaney</u>	Nickname	<u>Lions</u>	Colors	<u>Red / Black / White</u>		
Head Coach	<u>Matt Lochte</u>	Head Coaching Years at this School	<u>15</u>	Boys	<u>X</u>	Girls	<u> </u>
Record as Head Coach at this School	<u>232-116</u>	Team Record (Including Tournaments and Regionals)	<u> </u>	<u>22-3</u>			

STATISTICAL LEADERS

HOME #	AWAY #	NAME	POS. (G/F/C)	HT.	GR.	AVG. PTS.	AVG. REB.	AVG. ASSISTS	FG PCT.	3-PT FG PCT.	STEALS	BLOCKS
5	5	Ryan Conway	G	6'1	10	21.9	2.7	4.7	60%	44%	71	3
10	10	Che Evans Jr	F	6'7	11	19.8	7.2	1.8	57%	25%	47	48
23	23	Ike Cornish	G	6'6	10	14.8	5.7	3.1	62%	36%	54	23
22	22	Cameron Byers	F	6'6	11	12.6	6.4	0.6	51%	50%	26	15
3	3	Jaylin Webster	G	6'1	10	3.7	2.3	1.5	58%	39%	30	2
13	13	Cameron Amoruso	G	6'2	12	2.9	4.2	1.2	44%	25%	29	6
42	42	Cole McGee	F	6'4	11	1.5	3.8	0.5	42%	N/A	16	3

GAME-BY-GAME RESULTS

Date	Opponent	Site H-A-N	Your Score	Their Score	OT (Y-N)	Date	Opponent	Site H-A-N	Your Score	Their Score	OT (Y-N)	
1	12/7/18	Archbishop Curly	N	79	51		16	1/31/19	Owings Mills	A	84	53
2	12/12/18	Catonsville	H	92	37		17	2/5/19	Carver	A	81	23
3	12/19/18	Towson	A	90	56		18	2/6/19	Pikesville	H	89	53
4	12/21/18	Franklin	A	87	53		19	2/8/19	Patapsco	H	111	36
5	12/27/18	St. George	N	70	64		20	2/13/19	Woodlawn	A	79	61
6	12/28/18	Neumann Goretti	N	78	83	3OT	21	2/14/19	Joppatowne	A	81	59
7	1/4/19	Sparrows Point	A	98	27		22	2/15/19	Perry Hall	H	76	59
8	1/9/19	Milford Mill	A	91	63		Region Tournament					
9	1/11/19	Parkville	H	103	45		1	3/1/19	Bye			
10	1/16/19	Hereford	A	56	42		2	3/4/19	Howard	H	87	56
11	1/18/19	Dunbar	N	79	66		3	3/6/19	Perry Hall	H	85	49
12	1/19/19	Lake Clifton	N	68	65		4	3/8/19	Springbrook	H	70	68
13	1/23/19	New Town	H	56	78		Team Statistics					
14	1/24/19	Loch Raven	A	86	74		Average points scored per game		81.6			
15	1/25/19	Dundalk	H	66	78		Average points allowed per game		55.9			
							Average rebounds per game		36.4			

TEAM NOTES

Anything of interest; team statistics and strengths, honors earned, winning streaks, individual standouts, college prospects, etc.

Ryan Conway - First Team All County, First Team All Division, First Team All Governors Challenge, Baltimore Sun Player of the Week, FOX 45 Prep Player of the Week, and current at 997 career points as a Sophomore - Division 1 College Prospect

Che Evans - Third Team All County, First Team All Division, Baltimore Basketball Academy MVP, 1000 plus point career scorer as a Junior - Division 1 College Prospect

Isaiah Cornish - Third Team All Division, First Team All Governors Challenge - Division 1 College Prospect

Cameron Byers - All Governors Challenge - Division 1 College Prospect

Cameron Amoruso - Division 2/3 College Prospect - Playing in 2 Senior All-Star Games (PA vs MD Game and Roundball Classic)

A few things of interest - Head Coach Matt Lochte, Assistant Jason Carrington, and Assistant Lancy Cash have all been together at Dulaney for 15 years coaching Basketball. Also this is Dulaney's first State Final appearance since 1977.

MEDIA INFORMATION FORM FOR ALL REGION CHAMPIONS MPSSAA STATE BASKETBALL TOURNAMENT

Region Winners: Please fill out this form accurately and completely. Then attach this file to an email to jill.masterman@maryland.gov by 12 Noon on Monday, March 4th for Boys and 12 Noon on Monday, March 11th for Girls.

School	E. Roosevelt	Nickname	Raiders	Colors	Columbia Blue, White, Black		
Head Coach	Brendan O'Connell	Head Coaching Years at this School	14	Boys	X	Girls	
Record as Head Coach at this School	290 - 81	Team Record (Including Tournaments and Regionals)					

STATISTICAL LEADERS

HOME #	AWAY #	NAME	POS. (G/F/C)	HT.	GR.	AVG. PTS.	AVG. REB.	AVG. ASSISTS	FG PCT.	3-PT		
										FG PCT.	STEALS	BLOCKS
3	3	Cameron Brown	G	6'6	12	21	10	3				
4	4	Kyle Rose	G	6'4	12	8	4	6				
5	5	Jammir Butler	G	6'4	12	13	4	3				
12	12	Willie Rivera	G	6'1	9	5	1	2				
13	13	Quinton Mincey	F	6'5	11	4	4	1				
14	14	Jahari Simon	G	6'2	11	5	1	1				
21	21	Jahmal Cochran	F	6'3	12	5	4	1				
25	25	Isaiah Gross	G	6'3	12	17	5	3				

GAME-BY-GAME RESULTS

Date	Opponent	Site H-A-N	Your Score	Their Score	OT (Y-N)	Date	Opponent	Site H-A-N	Your Score	Their Score	OT (Y-N)	Team Statistics		
												Average points scored per game	Average points allowed per game	Average rebounds per game
1	Leading Edge	A	98	41		16	Wise	A	71	65				
2	Corona Del Sol	N	71	66		17	Bladensburg	A	72	31				
3	DuVal	A	80	78		18	DuVal	H	71	44				
4	DeMatha	H	75	82		19	High Point	A	56	36				
5	Laurel	H	86	50		20	Parkdale	A	89	51				
6	Northwestern	A	82	57		21	Flowers	H	89	66				
7	Parkdale	H	95	47		22	Flowers	A	83	61				
8	Patrick School	N	54	55	Y	Region Tournament								
9	Roselle Catholic	N	72	74		1	buglass (PG County Cham	N	74	61				
10	Bowie	H	79	57		2	Flowers	H	87	70				
11	Suitland	A	81	32		3	Wise	H	80	46				
12	Bowie	A	76	70		4	High Point							
13	Suitland	H	69	48		Team Statistics								
14	Fairmont Heights	H	70	36		Average points scored per game			79					
15	Wise	H	72	50		Average points allowed per game			53					
						Average rebounds per game			35					

TEAM NOTES

Anything of interest; team statistics and strengths, honors earned, winning streaks, individual standouts, college prospects, etc.

Cameron Brown - committed to William and Mary

Isaiah Gross - committed to Coppin State



BOYS BASKETBALL STATE CHAMPIONSHIPS



Team Roster				
#	Name	Ht.	Yr.	Pos.
0	Toler, Kaden	5'8	12	G
2	Manning, Jaylen	5'8	11	G
3	Woods, Davon	5'6	12	G
4	Oduowo, Josh	6'5	12	F
5	McCallum, KyJuan	5'8	12	G
10	Barrett, Jaylen	5'11	12	G
11	Musser, J.M.	6'0	11	G
12	Ha, Jason	5'9	10	G
13	Bradford, Josh	6'1	12	F
14	Ameli, Aria	6'0	10	G
15	Saunderson, Ryan	6'3	11	G
21	Adubi, Timi	6'4	12	F
23	Hester, To'Godio	6'0	12	G
24	McKoy, Victor	6'1	10	F
25	Glasper, Kaleb	6'1	10	G

3A East Reservoir	
School Information	
SCHOOL SYSTEM:	Howard County
LOCATION:	Fulton
HEAD COACH:	Michael Coughlan
ASSISTANTS:	Kevin McDuffie, Jr., Devell Melton, Ian Pope
MANAGERS:	Adeoluwa Opadina, Katiya Clarke, Leilani Meadows, Natalie McDuffie
PRINCIPAL:	Nelda Sims
ATHLETIC DIRECTOR:	Josh Sullivan
NICKNAME/MASCOT	'Gators
SCHOOL COLORS:	Blue/Orange

3A West Governor Thomas Johnson	
School Information	
SCHOOL SYSTEM:	Frederick County
LOCATION:	Frederick
HEAD COACH:	John Manley
ASSISTANTS:	Ian Fisher, Paul Mclister
MANAGERS:	Faye Volante, Brianna Nelson
PRINCIPAL:	Dr. Daniel Lippy
ATHLETIC DIRECTOR:	Michael Chavez
NICKNAME/MASCOT	Patriots
SCHOOL COLORS:	Red/White/Blue

Team Roster				
#	Name	Ht.	Yr.	Pos.
0	Rivas, Richard	5'10	12	G
1	Gennes, Shamon	6'0	12	G
2	Morris, Jeremiah	6'1	11	G
3	Meadows, Ke Shawn	6'1	11	G
5	Owusu, Nate	5'10	11	G
10	Powe, Emmanuel	6'4	12	F
11	Gordan, Nevaes	6'3	12	F
12	Barnes, Nasir	5'9	11	G
14	Reid, Alex	5'10	10	G
15	Hallowell, Thomas	6'0	11	G
20	Coughlin, Billy	5'9	9	G
21	Commander, Bennett	6'6	12	C
23	Bihai, Bajon	6'4	12	F
25	Franklin, Simeon	6'4	9	F

2019 MPSSAA Class 3A State Tournament
Semifinals - March 14, 2019
Finals - March 16, 2019
University of Maryland - Xfinity Center


Team Roster				
#	Name	Ht.	Yr.	Pos.
1	Cummings, Michael	5'8	11	G
2	Haughton, Quincy	6'3	12	G
3	Stiemke, Bryan	6'0	11	G
4	Kutcher, Dylan	5'8	10	G
10	Jackson, Jalen	6'0	12	G
11	Stiemke, Jordan	6'2	9	G
12	Hopkins, Brye	6'4	12	G
14	Doherty, Camden	6'5	11	C
21	Bullis, Jordan	6'3	11	G
22	Gallant, Evan	5'10	10	G
24	Sigler, Hunter	6'5	12	G
33	Patterson, Corey	6'8	11	C
34	Hatfield, Quinnten	6'3	10	C
54	Tuttle, Jordan	5'11	9	G

3A North C. Milton Wright	
School Information	
SCHOOL SYSTEM:	Harford County
LOCATION:	Bel Air
HEAD COACH:	Jon Stefanides
ASSISTANTS:	Connor Hanley, Aaron Farley
MANAGERS:	Zach Ewing, Victoria Lioi, Donovan Nelson, Zach Patrick
PRINCIPAL:	Michael Thatcher
ATHLETIC DIRECTOR:	Andrew Gerard
NICKNAME/MASCOT	Mustangs
SCHOOL COLORS:	Columbia/White

3A South Baltimore Polytechnic	
School Information	
SCHOOL SYSTEM:	Baltimore City
LOCATION:	Baltimore
HEAD COACH:	Sam Brand
ASSISTANTS:	Anthony Fitzgerald, Mike Turner, Larry Tucker, Kenny Wood
MANAGERS:	Morgan Jones, Destiny Haley
PRINCIPAL:	Jacqueline Williams
ATHLETIC DIRECTOR:	Phil Thompson
NICKNAME/MASCOT	Engineers
SCHOOL COLORS:	Navy/Orange

Team Roster				
#	Name	Ht.	Yr.	Pos.
1	English, Raymond	5'8	10	G
2	Lindsay, Bryce	5'8	9	G
3	Walker, Amani	6'8	12	F
5	Lamothe, Jahsiah	6'3	11	G
10	Lewis, Justin	6'8	11	F
11	Ali, Rahim	6'0	11	G
12	Brown, Kim	6'7	12	F
13	Allison, Dominik	6'2	11	G
14	Parker, Rakim	5'7	12	G
15	Massenburg, Hassan	6'4	10	G
20	Jackson, Montrell	5'10	11	G
21	Bethea, Tyron	6'5	11	F
23	Murray, Brandon	6'4	11	G
33	Wallace, Ian	6'7	11	G

2019 MPSSAA Class 3A State Tournament
Semifinals - March 14, 2019
Finals - March 16, 2019
University of Maryland - Xfinity Center



MEDIA INFORMATION FORM FOR ALL REGION CHAMPIONS MPSSAA STATE BASKETBALL TOURNAMENT

Region Winners: Please fill out this form accurately and completely. Then attach this file to an email to jill.masterman@maryland.gov by 12 Noon on Monday, March 11th.

School Reservoir HS Nickname Gators Colors Blue/Orange
 Head Coach Michael Coughlan Head Coaching Years at this School 7 Boys x Girls _____
 Record as Head Coach at this School 107-62 Team Record (Including Tournaments and Regionals) 17-8

STATISTICAL LEADERS

HOME #	AWAY #	NAME	POS. (G/F/C)	HT.	GR.	AVG. PTS.	AVG. REB.	AVG. ASSISTS	FG PCT.	3-PT FG PCT.	STEALS	BLOCKS
4	4	Josh Odunowo	F	6'5	12	15.5	14	.5	48%	50%	1.1	3.6
14	14	Aria Ameli	G	6'0	10	10	3	2	42%	40%	1	.5

GAME-BY-GAME RESULTS

Date	Opponent	Site H-A-N	Your Score	Their Score	OT (Y-N)	Date	Opponent	Site H-A-N	Your Score	Their Score	OT (Y-N)		
1	12/7/18	Howard	A	58	47		16	1/31/19	River Hill	H	49	42	
2	12/10/18	City College	A	60	50		17	2/4/19	Long Reach	H	64	45	
3	12/12/18	Long Reach	A	62	57		18	2/8/19	Atholton	A	47	55	
4	12/14/18	Atholton	H	67	70		19	2/13/19	Centennial	A	56	54	
5	12/17/18	Centennial	H	51	60		20	2/14/19	Mount Hebron	H	81	60	
6	12/19/18	Old Mill	H	75	68		21	2/22/19	Tuscarora	A	70	73	
7	12/26/18	Takoma Academy	N	58	63		22	2/25/19	Howard	H	69	50	
8	12/27/18	Springbrook	N	71	51		Region Tournament						
9	1/4/19	Mount Hebron	A	70	65		1	3/4/19	Centennial	H	61	51	
10	1/9/19	Hammond	A	63	60	Y	2	3/6/19	Mount Hebron	H	73	58	
11	1/11/19	Wilde Lake	H	71	66		3	3/8/19	Northeast(AA)	H	70	56	
12	1/16/19	Glenelg	H	56	55		4						
13	1/18/19	Marriotts Ridge	A	68	71		Team Statistics						
14	1/25/19	Oakland Mills	A	55	64		Average points scored per game		63.2				
15	1/28/19	Indian Creek	A	51	59		Average points allowed per game		58				
							Average rebounds per game		35				

TEAM NOTES

Anything of interest; team statistics and strengths, honors earned, winning streaks, individual standouts, college prospects, etc.

Josh Odunowo Howard County Player of the Week

Jaylen Manning Howard County Player of the Week

11-5 county record (3rd place)

MEDIA INFORMATION FORM FOR ALL REGION CHAMPIONS MPSSAA STATE BASKETBALL TOURNAMENT

Region Winners: Please fill out this form accurately and completely. Then attach this file to an email to jill.masterman@maryland.gov by 12 Noon on Monday, March 11th.

School Gov. Thomas Johnson High School Nickname Patriots Colors Blue, Red and White

Head Coach John Manley Head Coaching Years at this School 11 years Boys x Girls

Record as Head Coach at this School 124 - 136 Team Record (Including Tournaments and Regionals) 21 - 4

STATISTICAL LEADERS

HOME #	AWAY #	NAME	POS. (G/F/C)	HT.	GR.	AVG. PTS.	AVG. REB.	AVG. ASSISTS	FG PCT.	3-PT FG PCT.	STEALS	BLOCKS
0	0	Richard Rivas	G	5'10	12	17.5	4.5	4.1	37%	31%	53	7
10	10	Emmanuel Powe JR	F	6'4	12	17.4	8.8	2.3	46%	21%	36	7
21	21	Bennett Commander	F	6'6	12	10.9	5.8	1.2	51%	41%	15	11
1	1	Shamon Gennes	G	6'0	12	8.6	3.2	2.7	41%	28%	40	7

GAME-BY-GAME RESULTS

Date	Opponent	Site H-A-N	Your Score	Their Score	OT (Y-N)	Date	Opponent	Site H-A-N	Your Score	Their Score	OT (Y-N)	
1	12/7/18	Westminster	A	54	31		16	1/25/19	South Hagerstown	A	65	44
2	12/10/18	North Hagerstown	A	62	74		17	2/5/19	Tuscarora	A	80	77
3	12/12/18	Watkins Mill	H	69	59		18	2/7/19	Frederick	H	66	75
4	12/14/18	Damascus	H	90	54		19	2/13/19	Winters Mill	H	82	42
5	12/18/18	South Hagerstown	H	72	67		20	2/15/19	Linganore	H	67	55
6	12/20/18	Linganore	A	53	46		21	2/18/19	Urbana	H	75	58
7	12/27/18	Richard Montgomery	A	58	65		22	2/22/19	FSK	H	89	54
8	12/28/18	Sherwood	A	62	53		Region Tournament					
9	1/2/19	Urbana	A	65	62		1	3/4/19	Tuscarora	H	72	63
10	1/4/19	Tuscarora	H	81	64		2	3/6/19	Linganore	H	55	48
11	1/8/19	Frederick	A	54	43		3	3/8/19	Magruder	H	55	51
12	1/10/19	Walkersville	A	75	50		4					
13	1/15/19	Middletown	H	63	56		Team Statistics					
14	1/16/19	Oakdale	H	54	60		Average points scored per game		67.4			
15	1/18/19	North Hagerstown	H	65	55		Average points allowed per game		56.4			
							Average rebounds per game		38.4			

TEAM NOTES

Anything of interest; team statistics and strengths, honors earned, winning streaks, individual standouts, college prospects, etc.

Our seniors have a 60-14 record since their sophomore year. Winning two CMC Spires divisional titles and two back to back 3A West Regional titles. Emmanuel Powe, Richard Rivas and Bennett Commander were 1st team All CMC selections for the 2018-2019 season.

Shammon Gennes and Bajon Bihai were Honorable mention selections. Rivas, Powe, Commander, Gennes and Bihai were also selected to play in the Buffalo Wild Wings Round ball Classic.

This is a high energy team that averages 67.4 points per game this season. This team also loves to hit the boards averaging 38.4 rebounds per game.

**MEDIA INFORMATION FORM FOR ALL REGION CHAMPIONS
MPSSAA STATE BASKETBALL TOURNAMENT**

Region Winners: Please fill out this form accurately and completely. Then attach this file to an email to jill.masterman@maryland.gov by 12 Noon on Monday, March 11th.

School C. Milton Wright Nickname Mustangs Colors Columbia Blue, Black and White

Head Coach Jon Stefanides Head Coaching Years at this School 8 Boys X Girls

Record as Head Coach at this School 136-59 Team Record (Including Tournaments and Regionals) 20-5

STATISTICAL LEADERS

HOME #	AWAY #	NAME	POS. (G/F/C)	HT.	GR.	AVG. PTS.	AVG. REB.	AVG. ASSISTS	FG PCT.	3-PT FG PCT.	STEALS	BLOCKS
2	2	Quincy Haughton	G	6'3	12	12.3	6.4	3.9	47%	39%	42	10
3	3	Bryan Stiemke	G	5'10	11	7.5	4.2	3.2	52%	30%	65	4
10	10	Jalen Jackson	G	6'0	12	13.1	3.4	3.4	42%	33%	20	1
12	12	Brye Hopkins	G	6'4	12	12.1	5.4	1.2	65%	n/a	25	18
33	33	Corey Patterson	C	6'8	11	8.0	9.0	.9	44%	25%	16	48
4	4	Dylan Kutcher	G	5'8	10	4.1	1.3	.9	40%	37%	12	0

GAME-BY-GAME RESULTS

Date	Opponent	Site H-A-N	Your Score	Their Score	OT (Y-N)	Date	Opponent	Site H-A-N	Your Score	Their Score	OT (Y-N)		
1	12/7/18	Kenwood	A	65	57	N	16	2/4/19	Century	A	54	75	N
2	12/8/18	North Caroline	N	64	36	N	17	2/7/19	Joppatowne	A	50	51	N
3	12/11/18	Patterson Mill	A	77	41	N	18	2/8/19	Harford Tech	A	70	54	N
4	12/14/18	Edgewood	A	70	63	Y	19	2/14/19	Aberdeen	A	66	60	N
5	12/17/18	Elkton	A	54	57	N	20	2/15/19	Bel Air	H	61	43	N
6	12/19/18	Western Tech	A	65	54	N	21	2/19/19	Fallston	H	71	46	N
7	12/27/18	Long Reach	N	58	84	N	22	2/25/19	Edgewood	H	56	49	N
8	12/28/18	South River	N	48	65	N	Region Tournament						
9	1/3/19	Centennial	H	42	26	N	1	3/4/19	Aberdeen	H	77	40	N
10	1/8/19	Fallston	A	72	37	N	2	3/6/19	Dundalk	H	46	38	N
11	1/12/19	Carver Vo Tech	H	68	34	N	3	3/8/19	Woodlawn	H	53	46	N
12	1/15/19	Harford Tech	H	65	63	N	4						
13	1/18/19	Joppatowne	H	63	54	N	Team Statistics						
14	1/22/19	Aberdeen	H	88	30	N	Average points scored per game		63.16				
15	1/25/19	Patterson Mill	H	76	58	N	Average points allowed per game		50.44				
							Average rebounds per game		42.0				

TEAM NOTES

Anything of interest; team statistics and strengths, honors earned, winning streaks, individual standouts, college prospects, etc.

UCBAC Champions for second year in a row and 4 of the last 5 years. 3rd final four appearance in 5 years, On an 8 game winning streak,

Quincy Haughton was part of State Championship Team, Susquehanna University Commit

Quincy, Jalen and Brye named to the Buffalo Wild Wings All star game

MEDIA INFORMATION FORM FOR ALL REGION CHAMPIONS MPSSAA STATE BASKETBALL TOURNAMENT

Region Winners: Please fill out this form accurately and completely. Then attach this file to an email to jill.masterman@maryland.gov by 12 Noon on Monday, March 11th.

School Baltimore Polytechnic Institute Nickname Engineers Colors Navy and Orange
 Head Coach Sam Brand Head Coaching Years at this School 9 Boys x Girls _____
 Record as Head Coach at this School 158 - 68 Team Record (Including Tournaments and Regionals) 20 - 5

STATISTICAL LEADERS

HOME #	AWAY #	NAME	POS. (G/F/C)	HT.	GR.	AVG. PTS.	AVG. REB.	AVG. ASSISTS	FG PCT.	3-PT FG PCT.	STEALS	BLOCKS
10	10	Justin Lewis	F	6' 8"	Jr.	17.6	12.2	4	49%	38%	1.4	3.2
23	23	Brandon Murray	G	6'4"	Jr.	18.5	6.4	3	56%	50%	1.5	1.4
11	11	Rahim Ali	G	6'1"	Jr.	10.8	5.3	7.3	45%	43%	3.5	
24	24	Ian Wallace	G	6'7"	Jr.	10.2	3.1	2.2	45%	42%	1.2	

GAME-BY-GAME RESULTS

Date	Opponent	Site H-A-N	Your Score	Their Score	OT (Y-N)	Date	Opponent	Site H-A-N	Your Score	Their Score	OT (Y-N)		
1	12/5/18	Diigital Harbor	Forfeit	0	2	N	16	1/24/19	NAF	H	77	64	N
2	12/8/18	Woodrow Wilson (DC)	N	56	70	N	17	1/26/19	St. Frances Academy	N	59	58	N
3	12/11/18	Benjamin Franklin	H	63	47	N	18	2/5/19	City College	H	76	41	N
4	12/15/18	St. John's (DC)	H	59	58	Y	19	2/6/19	Reginald F. Lewis	H	64	34	N
5	12/17/18	Lake Clifton	A	76	55	N	20	2/8/19	Forest Park	A	67	35	N
6	12/21/18	St. Maria Gorretti	H	68	61	N	21	2/15/19	Douglass	H	82	55	N
7	112/27/18	Granby (VA)	N	54	44	N	22	2/22/19	Dunbar	H	73	53	N
8	12/28/18	Woodrow Wilson (DC)	N	48	46	N	Region Tournament						
9	12/29/18	Bowie	N	62	48	N	1	3/4/19	City College	H	65	64	N
10	1/4/19	ACCE	H	70	30	N	2	3/6/19	Oxon Hill	H	77	55	N
11	1/8/2019	Southwestern	A	73	20	N	3	3/8/19	St. Charles	A	69	54	N
12	1/15/19	Patterson	A	64	67	Y	4						
13	1/19/19	Mt. Zion (NC)	N	53	52	N	Team Statistics						
14	1/21/19	Westtown (PA)	N	47	55	N	Average points scored per game		63.8				
15	1/22/19	Edmondson Westside	A	49	48	N	Average points allowed per game		48.4				
							Average rebounds per game		34.2				

TEAM NOTES

Anything of interest; team statistics and strengths, honors earned, winning streaks, individual standouts, college prospects, etc.

Justin Lewis and Rahim Ali were 1st Team All Baltimore City

Amani Walker is an undecided senior with Multiple Division II offers



BOYS BASKETBALL STATE CHAMPIONSHIPS




Team Roster					2A North Patterson				2A South Thomas Stone				Team Roster				
#	Name	Ht.	Yr.	Pos.									#	Name	Ht.	Yr.	Pos.
1	Blackwell, Zaccheus	5'10	11	G	School Information SCHOOL SYSTEM: Baltimore City LOCATION: Baltimore HEAD COACH: Harry Martin ASSISTANTS: Theodoric Bell, Seth Hoffman, Darrick Oliver, Kevin Simpson MANAGER: N/A PRINCIPAL: Vance Benton ATHLETIC DIRECTOR: Damon Bomar NICKNAME/MASCOT: Clippers SCHOOL COLORS: Royal/White				School Information SCHOOL SYSTEM: Charles County LOCATION: Waldorf HEAD COACH: Dale Lamberth ASSISTANTS: Michael Briscoe, Robert Pitts, Antonio Lewis, Landon Ferreria MANAGERS: N/A PRINCIPAL: Shanif Pearl ATHLETIC DIRECTOR: Brad Criss NICKNAME/MASCOT: Cougars SCHOOL COLORS: Blue/Gold				10	Skidmore, Kevin	5'9	12	G
2	Thomas, Tyrone	6'1	12	G									12	Hines, Kire	5'9	11	G
3	Thomas, John	6'3	9	G									20	Wilson, Leonardo	6'1	11	G
4	Nunez, Lizandry	5'10	11	G									24	Wallace, J'Shawn	5'11	12	G
5	Mungo, Gerard	6'0	12	G									30	O'Neal, Cody	5'9	11	G
10	Price, Marvin	6'5	12	F									34	Barclay, Shawn	6'3	12	F
11	Willis, Jalen	6'4	12	F									40	Grant, Gary	6'3	12	F
12	Jones, Joe	6'4	11	F									42	Mudd, Nate	5'11	11	F
15	Noble, Leroy	6'4	12	F									44	Locke, Ervin	6'4	12	F
													50	Wilkes, Jacory	6'5	9	C
					52	Talley, Givonne	6'5	12	C								
					54	Krazan, Cole	6'5	12	C								

**2019 MPSSAA Class 2A State Tournament
Semifinals - March 15, 2019
Finals - March 16, 2019
University of Maryland - Xfinity Center**

Team Roster					2A West Oakdale				2A East Wicomico				Team Roster				
#	Name	Ht.	Yr.	Pos.									#	Name	Ht.	Yr.	Pos.
1	Kelly, Tommy	5'9	11	G	School Information SCHOOL SYSTEM: Frederick County LOCATION: Ijamsville HEAD COACH: Brandon Long ASSISTANTS: Dean Rose, Ryan Brandenburg, Ryan Burkey, Eric Jackson MANAGERS: James Lockard, Armaan Mokha PRINCIPAL: Donna Clabaugh ATHLETIC DIRECTOR: Chris Krivos NICKNAME/MASCOT: Bears SCHOOL COLORS: Black/Grey/White				School Information SCHOOL SYSTEM: Wicomico County LOCATION: Salisbury HEAD COACH: Butch Waller ASSISTANTS: Doug King, Wayne Warren, Aaron Levere MANAGERS: Kevin Sturgis, Ray Sherman PRINCIPAL: Don Brady ATHLETIC DIRECTOR: Stosh Schtierman NICKNAME/MASCOT: Indians SCHOOL COLORS: Blue/Gold				0	Stewart, Noah	5'11	11	G
2	Schlee, Collin	6'4	12	G									2	Purnell, Takhi	5'10	10	G
3	Berney, Dylan	5'8	11	G									3	Matthews, Andre	5'10	11	G
5	Crawford, Mussa	6'0	12	G									4	Barnes, Nizer	5'10	10	G
11	McGaha, Jack	6'0	11	G									12	Marshall, Keyshawn	6'0	12	G
12	Reifer, Ethan	6'2	11	F									14	Wilson, Antwan	6'1	9	G
15	Crawford, Lucas	6'0	10	F									20	Stevens, Dorian	5'10	12	G
20	Sabvute, Simeon	5'8	12	G									22	Satchell, Ronnie	5'9	11	G
22	Zhang, Canyon	6'0	11	F									24	Baker, Jaden	6'1	11	G
23	Dorner, Kyler	6'0	11	F									30	Evans, Khalil	5'11	12	G
25	Wright, Jackson	6'4	11	F	34	Handy, Jayson	6'3	10	F								
30	Dorner, Cameron	5'9	9	G	40	Barkley, Jeremiah	6'1	10	C								
34	Chaney, Kory	6'2	12	C	42	Cook, B.J.	6'0	9	F								
40	Linton, Garrison	6'1	10	G	44	Lowe, Matt	6'4	12	C								
50	Meade, Jackson	6'4	12	C	50	Petterson, Kevon	6'1	12	C								

**2019 MPSSAA Class 2A State Tournament
Semifinals - March 15, 2019
Finals - March 16, 2019
University of Maryland - Xfinity Center**



MEDIA INFORMATION FORM FOR ALL REGION CHAMPIONS MPSSAA STATE BASKETBALL TOURNAMENT

Region Winners: Please fill out this form accurately and completely. Then attach this file to an email to jill.masterman@maryland.gov by 12 Noon on Monday, March 11th.

School Patterson High School Nickname Clippers Colors Royal & White
 Head Coach Harry Martin Head Coaching Years at this School 13 Boys X Girls _____
 Record as Head Coach at this School 234-91 Team Record (Including Tournaments and Regionals) 23-3

STATISTICAL LEADERS

HOME #	AWAY #	NAME	POS. (G/F/C)	HT.	GR.	AVG. PTS.	AVG. REB.	AVG. ASSISTS	FG PCT.	3-PT FG PCT.	STEALS	BLOCKS
1	1	Zaccheus Blackwell	G	5-10	JR	13	3.5	2	47%	35%	90	4
2	2	Tyrone Thomas	G	6-1	SR	8	5.5	5	40%	30%	56	11
5	5	Gerard Mungo	G	6-0	SR	12	5	3	41%	31%	60	12
10	10	Marvin Price	F	6-5	SR	21	10.6	1	49%	33%	25	20
11	11	Jalen Willis	F	6-4	SR	14	7.5	2	57%	23%	45	6

GAME-BY-GAME RESULTS

Date	Opponent	Site H-A-N	Your Score	Their Score	OT (Y-N)	Date	Opponent	Site H-A-N	Your Score	Their Score	OT (Y-N)		
1	12/8/19	Curley	H	96	53	N	16	2/2/19	ACCE	H	70	30	N
2	12/10/19	Aberdeen	H	88	38	N	17	2/4/19	Ben Franklin	A	81	66	N
3	12/11/19	Southwestern	A	88	14	N	18	2/6/19	Wilde Lake	H	62	55	N
4	12/17/19	Edmondson	A	75	64	N	19	2/8/19	Carver	A	96	36	N
5	12/20/19	City College	H	62	48	N	20	2/16/19	Mervo	H	87	53	N
6	12/21/19	Monsignor Bonner	H	71	75	Y	21	2/19/19	Digital Harbor	A	68	29	N
7	12/26/19	Oakdale	N	82	62	N	22	2/23/19	Lake Clifton	A	89	63	N
8	12/27/19	Sidwell	N	55	66	N	Region Tournament						
9	1/4/19	NAF	H	82	46	N	1	3/4/19	Crossland	H	76	53	N
10	1/5/19	Calvert Hall	N	93	67	N	2	3/6/19	Gwynn Park	H	73	48	N
11	1/8/19	Dunbar	H	90	58	N	3	3/8/19	Edmondson	H	58	49	N
12	1/11/19	Reginald Lewis	H	69	34	N	4						
13	1/15/19	Poly	H	67	64	Y	Team Statistics						
14	1/19/19	Morgan Park	N	77	88	N	Average points scored per game		77				
15	1/28/19	Mount Carmel	H	60	47	N	Average points allowed per game		52				
							Average rebounds per game		36				

TEAM NOTES

Anything of interest; team statistics and strengths, honors earned, winning streaks, individual standouts, college prospects, etc.

Baltimore City Champions

Gerard Mungo committed to Millersville University

12 game win streak

**MEDIA INFORMATION FORM FOR ALL REGION CHAMPIONS
MPSSAA STATE BASKETBALL TOURNAMENT**

Region Winners: Please fill out this form accurately and completely. Then attach this file to an email to jill.masterman@maryland.gov by 12 Noon on Monday, March 4th for Boys and 12 Noon on Monday, March 11th for Girls.

School Thomas Stone Nickname Cougars Colors Royal Blue/Gold
 Head Coach Dale Lamberth Head Coaching Years at this School 20 Boys x Girls _____
 Record as Head Coach at this School 335-112 Team Record (Including Tournaments and Regionals) 22-4

STATISTICAL LEADERS

HOME #	AWAY #	NAME	POS. (G/F/C)	HT.	GR.	AVG. PTS.	AVG. REB.	AVG. ASSISTS	FG PCT.	3-PT FG PCT.	STEALS	BLOCKS
10	10	Kevin Skidmore	G	5'8	12	10.6	2	3.2	64%	27%	2	
20	20	Leonardo Lowes-Wilson	G	5'11	11	7.0	2.3	1.3	53%	15%	.3	
40	40	Gary Grant	F	6'2	12	21.3	11.0	1.2	62%	30%	.4	
44	44	Ervin Locke Jr.	F	6'4	12	8.5	10		45%			
50	50	Jacory Wilkes-Blakeney	C	6'6	9	4.9	6.9		60%			3
34	34	Shawn Barclay	F	6'3	12	8.9	5.4		55%	20%		

GAME-BY-GAME RESULTS

Date	Opponent	Site H-A-N	Your Score	Their Score	OT (Y-N)	Date	Opponent	Site H-A-N	Your Score	Their Score	OT (Y-N)		
1	12/7/18	DuVal	H	82	76	N	16	1/28/19	St. Charles	A	55	53	N
2	12/8/18	Westfield	A	79	65	N	17	1/30/19	LaPlata	A	96	47	N
3	12/10/18	Blair	H	58	39	N	18	2/6/19	North Point	A	53	54	N
4	12/12/18	Annapolis	A	75	74	N	19	2/8/19	Westlake	H	67	64	N
5	12/14/18	Great Mills	A	54	60	N	20	2/13/19	LaPlata	H	83	59	N
6	12/19/19	Patuxent	H	81	33	N	21	2/15/19	McDonough	A	75	40	N
7	12/27/18	Broadneck	A	70	62	N	22	2/20/19	Chopticon	H	87	44	N
8	12/28/18	Centennial	A	73	57	N	Region Tournament						
9	1/4/19	St. Charles	H	42	64	N	1	3/4/19	Southern (Harwood, MD)	H	70	55	N
10	1/9/19	Lackey	A	52	50	N	2	3/6/19	Westlake	H	76	42	N
11	1/11/19	Westlake	A	66	62	N	3	3/8/19	Oakland Mills	H	60	60	N
12	1/16/19	Lackey	H	47	59	N	4						
13	1/18/19	McDonough	H	69	44	N	Team Statistics						
14	1/23/19	North Point	H	75	64	N	Average points scored per game		66.3				
15	1/25/19	Huntingtown	A	63	58	N	Average points allowed per game		55.8				
							Average rebounds per game		33.6				

TEAM NOTES

Anything of interest; team statistics and strengths, honors earned, winning streaks, individual standouts, college prospects, etc.

Champions of the Glen Burine Holiday tournament

Team grade point average is 3.5

2019 SMAC Champions

**MEDIA INFORMATION FORM FOR ALL REGION CHAMPIONS
MPSSAA STATE BASKETBALL TOURNAMENT**

Region Winners: Please fill out this form accurately and completely. Then attach this file to an email to jill.masterman@maryland.gov by 12 Noon on Monday, March 11th.

School Oakdale High School Nickname BEARS Colors Black Silver White

Head Coach Brandon Long Head Coaching Years at this School 1 Boys X Girls

Record as Head Coach at this School Team Record (Including Tournaments and Regionals) 23 & 3

STATISTICAL LEADERS

HOME #	AWAY #	NAME	POS. (G/F/C)	HT.	GR.	AVG. PTS.	AVG. REB.	AVG. ASSISTS	FG PCT.	3-PT FG PCT.	STEALS	BLOCKS
2	2	Collin Schlee	G/F	6'4	12	19	10	4.3				
1	1	Tommy Kelly	G/F	5'9	11	4.9		3.7				
5	5	Mussa Crawford	G/F	6'	12	10.2	4.0					
12	12	Ethan Reifer	F	6'2	11	9.7	5.2					
11	11	Jack McGaha	G/F	6'	11	12.3	3.2	2.1				

GAME-BY-GAME RESULTS

Date	Opponent	Site H-A-N	Your Score	Their Score	OT (Y-N)	Date	Opponent	Site H-A-N	Your Score	Their Score	OT (Y-N)		
1	12/7/18	Williamsport	H	81	55	N	16	1/25/19	Linganore	A	49	54	N
2	12/11/18	Walkersville	A	71	42	N	17	2/5/19	Smithsburg	A	55	52	N
3	12/13/18	Boonsboro	A	55	25	N	18	2/8/19	Brunswick	H	80	27	N
4	12/18/18	Linganore	H	85	66	N	19	2/12/19	Urbana	A	66	59	N
5	12/21/18	Catoctin	H	95	53	N	20	2/15/19	Frederick	H	77	48	N
6	12/26/18	Patterson	A	62	82	N	21	2/21/19	Catoctin	A	73	61	N
7	12/27/18	St. Elizabeth	A	42	47	N	22	2/22/19	Middletown	H	61	48	N
8	1/2/19	Middletown	A	72	60	N	Region Tournament						
9	1/4/19	Smithsburg	H	87	57	N	1	3/4/19	Liberty	H	68	56	N
10	1/8/19	Brunswick	A	77	29	N	2	3/6/19	Century	A	69	53	N
11	1/11/19	Tuscarora	H	68	62	N	3	3/8/19	Williamsport	h	55	47	N
12	1/14/19	Thomas Johnson	A	60	54	N	4						
13	1/15/19	Williamsport	A	71	66	N	Team Statistics						
14	1/18/19	Walkersville	H	70	41	N	Average points scored per game		69.6				
15	1/22/19	Boonsboro	H	80	47	N	Average points allowed per game		51.6				
							Average rebounds per game		35.3				

TEAM NOTES

Anything of interest; team statistics and strengths, honors earned, winning streaks, individual standouts, college prospects, etc.

Schlee will attend Kent State on a Full Division 1 Football Scholarship. Lead OHS as Quarterback of 2018 to a 2A State Championship.

Played Governor Thomas Johnson High School (3A Region Winner) in CMC Title Game on 2/19/19 and won that game 66-65.

#20 Simeon Sabvute will attend Lehigh on a Full Division 1 Football Scholarship

**MEDIA INFORMATION FORM FOR ALL REGION CHAMPIONS
MPSSAA STATE BASKETBALL TOURNAMENT**

Region Winners: Please fill out this form accurately and completely. Then attach this file to an email to jill.masterman@maryland.gov by 12 Noon on Monday, March 11th.

School Wicomico High School Nickname Indians Colors Blue & Gold
 Head Coach Butch Waller Head Coaching Years at this School 53 Boys X Girls
 Record as Head Coach at this School 828 - 366 Team Record (Including Tournaments and Regionals) 23-3

STATISTICAL LEADERS

HOME #	AWAY #	NAME	POS. (G/F/C)	HT.	GR.	AVG. PTS.	AVG. REB.	AVG. ASSISTS	FG PCT.	3-PT FG PCT.	STEALS	BLOCKS
24	24	Jaden Baker	G	6'2	11	19.1	6.2	4.7	50%	33%	4	1.4
20	20	Dorian Stevens	G	5'10	12	16.4	2.0	2.1	47%	36%	2.0	1.5
44	44	Matt Lowe	F	6'4	12	10.0	11.1	2.2	49%	33%	4.2	6.1
34	34	Jayson Handy	F	6'2	10	12.1	11.2	3.0	59%	27%	4.1	2.0

GAME-BY-GAME RESULTS

Date	Opponent	Site H-A-N	Your Score	Their Score	OT (Y-N)	Date	Opponent	Site H-A-N	Your Score	Their Score	OT (Y-N)		
1	12/16/18	Cambridge S.D.	H	77	59		16	1/29/19	Parkside	H	72	58	
2	12/11/18	Crisfield	H	71	64		17	1/31/19	Mardela	H	103	55	
3	12/13/18	Washington	A	84	38		18	2/7/19	Kent Island	A	90	83	Y
4	12/17/18	Chincoteague	H	78	28		19	2/12/19	Stephen Decatur	A	77	49	
5	12/18/18	Snow Hill	H	105	69		20	2/19/19	Pocomoke	A	94	60	
6	12/20/18	Parkside	A	69	61		21	2/21/19	Queen Annes	A	88	45	
7	12/27/18	Elizabeth	N	26	61		22	2/26/19	Easton	A	88	63	
8	12/29/18	Olympic	N	55	84		Region Tournament						
9	1/3/19	Mardela	A	98	42		1	3/4/19	Parkside	H	63	50	
10	1/8/19	Stephen Decatur	H	75	33		2	3/6/19	Easton	H	74	66	
11	1/11/19	James M. Bennett	A	83	70		3	3/8/19	Harford Tech	H	67	60	
12	1/15/19	Pocomoke	H	90	37		4						
13	1/17/19	Crisfield	A	44	73		Team Statistics						
14	1/22/19	Washington	H	96	47		Average points scored per game		75.4				
15	1/24/19	Snow Hill	A	94	58		Average points allowed per game		54.3				
							Average rebounds per game		34.0				

TEAM NOTES

Anything of interest; team statistics and strengths, honors earned, winning streaks, individual standouts, college prospects, etc.

City Champions

Bayside Conference South Champion

Bayside Conference Champions

Regional 2A Champions

Ended Regular Season on a 13 Game Win Streak

This will be Wicomico's 26th appearance in a State Semi-Final!

MEDIA INFORMATION FORM FOR ALL REGION CHAMPIONS MPSSAA STATE BASKETBALL TOURNAMENT

This form is to be filled out by the coach of the team competing in the tournament. The information on this form will be used for media purposes only. It is not to be distributed to the public.

School Lake Clifton/REACH Nickname Lakers Colors Black/Navy/Gold

Head Coach Herman Tree Harried Head Coaching Years at this School 23 Boys Girls

Record as Head Coach at this School 442-128 Team Record (Including Tournaments and Regionals) 22-4

STATISTICAL LEADERS												
HOME #	AWAY #	NAME	POS. (G/F/C)	HT.	GR.	AVG. PTS.	AVG. REB.	AVG. ASSISTS	FG PCT.	3-PT FG PCT.	STEALS	BLOCKS
11	11	Armon Harried	G	6'4	12	22	8	3			2	
1	1	Michael Gray	G	5'11	11	20	8	6			3	
4	13	David Harris	G	5'10	12	8		3				
15	15	Kelth Johnson	G	6'	11	6	6					
14	14	Zevon Hughes	F	6'4	11	6	6					
12	12	Dreshawn Hodges	F	6'3	10	6	4					
10	10	Jermain Tiggie	F	5'10	12	5	4					

GAME-BY-GAME RESULTS														
	Date	Opponent	Site H-A-N	Your Score	Their Score	OT (Y-N)		Date	Opponent	Site H-A-N	Your Score	Their Score	OT (Y-N)	
1	12/5/18	New Era	H	59	20			18	2/1/19	Edmondson	A	67	73	
2	12/7/18	Eastern Tech	H	81	31			17	2/6/19	Dunbar	A	89	56	
3	12/8/18	Dunbar DC	A	71	50			18	2/8/19	Digital	H	67	23	
4	12/11/18	North County	H	75	30			19	2/15/19	Southwestern	H	79	23	
5	12/14/18	SEED School	H	76	16			20	2/23/19	Patterson	H	63	88	
6	12/17/18	Poly	H	55	76			21	2/25/19	Ben Franklin	A	75	66	
7	12/27/18	Westminister	A	77	41			22	12/20/18	NAF	H	77	41	
8	12/28/18	Winter Mills	A	81	46			Region Tournament						
9	1/4/19	Forest Park	H	78	51			1	3/1/19	ACCE	H	70	23	
10	1/8/19	Douglass	A	88	81			2	3/4/19	Douglass	H	87	61	
11	1/15/19	Carver	A	67	20			3	3/6/19	Dunbar	H	62	60	
12	1/18/19	Roosevelt	N	72	32			4	3/8/19	Randallstown	H	89	68	
13	1/19/19	Dulaney	N	65	68			Team Statistics						
14	1/28/19	Mervo	H	64	45			Average points scored per game		73				
15	1/29/19	City	H	88	78			Average points allowed per game		46				
								Average rebounds per game						

TEAM NOTES

Anything of interest, team statistics and strengths, honors earned, winning streaks, individual standouts, college prospects, etc.

**MEDIA INFORMATION FORM FOR ALL REGION CHAMPIONS
MPSSAA STATE BASKETBALL TOURNAMENT**

**Region Winners: Please fill out this form accurately and completely. Then attach this file to an email to
jill.masterman@maryland.gov by 12 Noon on Monday, March 11th.**

School Frederick Douglass Nickname Eagles Colors Burgundy and gold
 Head Coach Tyrone Massenburg Head Coaching Years at this School 10 Boys X Girls _____
 Record as Head Coach at this School 148 - 71 Team Record (Including Tournaments and Regionals) 22-4

STATISTICAL LEADERS

HOME #	AWAY #	NAME	POS. (G/F/C)	HT.	GR.	AVG. PTS.	AVG. REB.	AVG. ASSISTS	FG PCT.	3-PT FG PCT.	STEALS	BLOCKS
1	1	Abdou Samb	C	6'8"	SO	15.5	10.7	2.2	45%	25%	12	77
10	10	Kaylen Vines	PG/SG	6'3"	SR	14.8	6.7	6	56%	30%	44	34
5	5	Darnell Snowden	SG	6'1"	JR	11.3	3.7	2.4	40%	36%	38	17
2	2	Mikhail Arnold	PG/SG	5'10"	FR	8.2	3.2	2.1	37%	30%	32	12
4	3	Daquan Jackson	PG	5'9"	SR	5	2.3	2.5	41%	20%	40	15
24	24	Kian Nixon	PF/SF	6'4"	JR	4.7	3.8	1	54%	0%	10	5
20	20	Mike Woods	SG	6'3"	SO	3.8	2.4	2	30%	30%	11	2
34	33	Brian King	PF/SF	6'4"	JR	3.7	2.0		57%	0%	8	3

GAME-BY-GAME RESULTS

Date	Opponent	Site H-A-N	Your Score	Their Score	OT (Y-N)	Date	Opponent	Site H-A-N	Your Score	Their Score	OT (Y-N)		
1	12/6/18	Duval	H	92	84	N	16	2/5/19	Friendly	A	64	59	N
2	12/11/18	Rock Creek Christian	H	60	72	N	17	2/7/19	Fairmont Heights	A	62	47	N
3	12/15/18	Riverdale	N	63	74	N	18	2/11/19	Surratsville	H	67	58	N
4	12/21/18	Central	A	77	49	N	19	2/13/19	Crossland	A	62	61	N
5	12/27/18	H.D. Woodson	H	78	67	N	20	2/14/19	Largo	H	61	51	N
6	12/28/18	Woodlawn	H	59	48	N	21	2/19/19	Fairmont Heights	H	62	47	N
7	1/4/19	Crossland	H	76	63	N	22	2/22/19	Surratsville	A	62	59	N
8	1/8/19	Gwynn Park	A	68	51	N	Region Tournament						
9	1/11/19	Friendly	H	71	55	N	1	3/1/19	Bye	N/A	N/A	N/A	N/A
10	1/18/19	Potomac	H	77	71	N	2	3/4/19	Largo	H	65	60	N
11	1/22/19	Largo	A	2	0	N	3	3/6/19	CMIT North	H	73	41	N
12	1/25/19	Oxon Hill	A	57	58	N	4	3/8/19	Lackey	H	80	59	N
13	1/26/19	Wise	N	72	71	N	Team Statistics						
14	2/2/19	Northeastern	N	54	36	N	Average points scored per game		71				
15	2/4/19	Central	H	77	64	N	Average points allowed per game		54				
							Average rebounds per game		36				

TEAM NOTES

Anything of interest; team statistics and strengths, honors earned, winning streaks, individual standouts, college prospects, etc.

**MEDIA INFORMATION FORM FOR ALL REGION CHAMPIONS
MPSSAA STATE BASKETBALL TOURNAMENT**

Region Winners: Please fill out this form accurately and completely. Then attach this file to an email to jill.masterman@maryland.gov by 12 Noon on Monday, March 11th.

School Southern Garrett Nickname Rams Colors Red/White/Navy
 Head Coach Tom Bosley Head Coaching Years at this School 24 Boys X Girls _____
 Record as Head Coach at this School 382-193 Team Record (Including Tournaments and Regionals) 22-2

STATISTICAL LEADERS

HOME #	AWAY #	NAME	POS. (G/F/C)	HT.	GR.	AVG. PTS.	AVG. REB.	AVG. ASSISTS	FG PCT.	3-PT FG PCT.	STEALS	BLOCKS
4	4	Tyler Rodeheaver	G	6-3	12	19.8	4.8	2	49%	32%		
5	5	Dalton Wiles	G	5-8	12	9.9	3.9	5.5	44%	36%		
35	35	Justin Shafer	F	6-3	12	9.1	4.4		48%			
44	44	Cory Ashby	F	6-4	11	7	4.6		65%			
11	11	Bryson Wilt	G	6-1	11	6			54%	34%		

GAME-BY-GAME RESULTS

Date	Opponent	Site H-A-N	Your Score	Their Score	OT (Y-N)	Date	Opponent	Site H-A-N	Your Score	Their Score	OT (Y-N)	
1	12/6/18	Moorefield	A	67	43		16	2/8/19	Northern Garrett	H	71	55
2	12/7/18	Tucker Co. (WV)	A	75	57		17	2/9/19	Clear Spring	H	69	32
3	12/14/18	Allegany	A	70	26		18	2/14/19	Fort Hill	H	71	43
4	12/18/18	Bishop Walsh	H	29	63		19	2/16/19	Keyser (WV)	A	60	42
5	12/22/18	Notre Dame (WV)	H	67	70		20	2/18/19	Tucker Co. (WV)	H	66	40
6	12/27/18	Baldwin (PA)	H	86	56		21	2/22/19	Mountain Ridge	A	65	46
7	12/28/18	Thomas Jefferson (PA)	H	70	43		22					
8	1/4/19	Mountain Ridge	H	63	42		Region Tournament					
9	1/11/19	Keyser (WV)	H	64	43		1	3/4/19	Allegany	H	61	24
10	1/15/19	Frankfort (WV)	H	66	55		2	3/6/19	Mountain Ridge	H	80	64
11	1/18/19	Northern Garrett	A	68	41		3	3/9/19	New Era Academy	N	49	44
12	1/22/19	Fort Hill	A	65	38		4					
13	1/25/19	Allegany	H	64	31		Team Statistics					
14	1/26/19	Notre Dame (WV)	A	66	56		Average points scored per game		65.8			
15	2/5/19	Hampshire (WV)	A	67	46		Average points allowed per game		45.8			
							Average rebounds per game		26			

TEAM NOTES

Anything of interest; team statistics and strengths, honors earned, winning streaks, individual standouts, college prospects, etc.

On a 19 game winning streak. Tyler Rodeheaver is being recruited by several Division 3 schools. Justin Shafer and Dalton Wiles are Division 3 or Junior College players.

Bryson Wilt is being recruited by Division 3 schools. Cory Ashby is a college baseball or college basketball prospect.

Hayden McLaughlin has signed to play baseball at Frostburg State University. Brandon Lucas will play baseball at Garrett College.

**MEDIA INFORMATION FORM FOR ALL REGION CHAMPIONS
MPSSAA STATE BASKETBALL TOURNAMENT**

Region Winners: Please fill out this form accurately and completely. Then attach this file to an email to jill.masterman@maryland.gov by 12 Noon on Monday, March 4th for Boys and 12 Noon on Monday, March 11th for Girls.

School Crisfield Nickname Crabbers Colors Purple Gold and White
 Head Coach David Arnold Head Coaching Years at this School 4 Boys X Girls _____
 Record as Head Coach at this School 59-39 Team Record (Including Tournaments and Regionals) 24-2

STATISTICAL LEADERS

HOME #	AWAY #	NAME	POS. (G/F/C)	HT.	GR.	AVG. PTS.	AVG. REB.	AVG. ASSISTS	FG PCT.	3-PT FG PCT.	STEALS	BLOCKS
11	11	Justin Cohen	F	6'4"	12	22	10	2	49%	35%	2	1.5
20	20	Christian Crawford	F	6'2"	11	14.1	8	1	53%	42%	2	1
15	15	CorTrey Fontaine	G	6'6"	11	10	11	4	37%	10%	3	3
3	3	Rykeil Waters	G	5'11"	11	12	3	2	40%	20%	2	
10	10	Ryan Waters	G	5'7"	12	8	2	2	42%	26%	2	
23	23	Javen Smith	F	6'2"	11	6	5	1	56%		2	1

GAME-BY-GAME RESULTS

Date	Opponent	Site H-A-N	Your Score	Their Score	OT (Y-N)	Date	Opponent	Site H-A-N	Your Score	Their Score	OT (Y-N)		
1	12/6/19	North Caroline	H	58	37	N	16	1/31/19	Snow Hill	H	74	62	N
2	12/11/19	Wicomico	A	64	71	N	17	2/5/19	Parkside	H	68	62	N
3	12/13/19	Stephen Decatur	H	73	44	N	18	2/9/19	Queen Anne's	N	78	51	N
4	12/18/19	Pocomoke	A	90	35	N	19	2/12/19	James M. Bennett	H	79	52	N
5	12/20/19	St. Michael's	H	80	14	N	20	2/14/19	Washington	A	85	61	N
6	12/26/19	Dunbar	N	43	56	N	21	2/19/19	Mardela	H	98	78	N
7	12/27/19	Caravel	N	58	56	N	22	2/21/19	Parkside	A	66	59	N
8	1/3/19	Snow Hill	A	77	60	N	Region Tournament						
9	1/4/19	Chinoctague	H	73	30	N	1	3/1/19	St. Michael's	H	116	13	N
10	1/8/19	James M. Bennett	A	74	58	N	2	3/4/19	Washington	H	100	56	N
11	1/10/19	Washington	H	88	54	N	3	3/6/19	Cambridge S.D.	H	69	49	N
12	1/15/19	Mardela	A	78	57	N	4	3/8/19	Havre de Grace	A	72	66	N
13	1/17/19	Wicomico	H	73	44	N	Team Statistics						
14	1/22/19	Stephen Decatur	A	77	55	N	Average points scored per game		76.46				
15	1/24/19	Pocomoke	H	77	34	N	Average points allowed per game		49.92				
							Average rebounds per game		42.2				

TEAM NOTES

Anything of interest; team statistics and strengths, honors earned, winning streaks, individual standouts, college prospects, etc.

Current 20 game win streak, 2018-2019 Bayside South Conference Co-Champions

Justin Cohen - 2019 Bayside Player of the Year

CorTrey Fontaine - 2019 Bayside 1st Team All-Conference

Rykeil Waters - 2019 Bayside 2nd Team All-Conference

Boys Tournament Trivia

Tournament Appearances (10 minimum)

28Annapolis
 24Wicomico
 22Gwynn Park
 20Paul Laurence Dunbar
 19Allegany (8 pre-MPSSAA)
Pocomoke
Springbrook
 18Crisfield
 16Aberdeen
 15Frederick
Gov. Thomas Johnson
Milford Mill
Randallstown
 14Valley
 13Bethesda-CC
Potomac
Southern-AA
Walkersville
 12Stephen Decatur
Edgewood
Fairmont Heights
 11Montgomery Blair
Cambridge-SD
Central-PG
Easton
Havre de Grace
South Hagerstown
 10Fort Hill
Henry E. Lackey
Surrattsville

State Championships (4 minimum)

16Paul Laurence Dunbar
 14Allegany
 10Gwynn Park
 9Montgomery Blair
 8Crisfield
Fairmont Heights
 7Gov. Thomas Johnson
 6Milford Mill
 5Bruce
Frederick
Lake Clifton
Northwestern-PG
Randallstown
Springbrook
Valley
 4Central-PG
Forestville
Pocomoke
Potomac
Southern-AA
Surrattsville
Walkersville

Consecutive Championships

5Allegany
 4Dunbar (3 times)
Fairmont Heights
 3Dunbar
Gwynn Park
Randallstown
Springbrook
 2Barton
Montgomery Blair
Bruce (2 times)
City College
Edmondson/Westside
Forestville
Fort Hill
Friendly
Gwynn Park
Thomas Johnson
Joppatowne
Henry E. Lackey
Milford Mill
New Town
Northwestern-PG
Perry Hall
Baltimore Polytechnic
Poolesville
Somerset
Southern-B
Springbrook
Valley
Thomas S. Wootton

34-Plus Point Scorers

47	1989 Class 1A Final Sherron Mills, Snow Hill	36	1965 Class B Final Levi Fontaine, Somerset	35	1990 Class 1A Semifinal Jim Evans, Westmar
45	1968 Class AA Semifinal Gary Browne, Whitman	36	1967 Class AA Semifinal Billy Gordon, R. Montgomery	34	1963 Class C Final Edward Sewell, Poolesville
41	1964 Class AA Semifinal Bill Jones, Towson	36	1975 Class C Final Darnell Bryant, Washington	34	1964 Class AA Final Steve Vandenberg, Allegany
41	1966 Class B Semifinal Tom Moran, Bruce	36	1976 Class B Semifinal Mark Clark, Gwynn Park	34	1965 Class AA Final Norman Carmichael, Surrattsville
41	1968 Class AA Semifinal Harold Fox, Northwestern	36	1987 Class C Semifinal John Smith, Valley	34	1968 Class C Final Shorty Simmons, Gwynn Park
41	1976 Class A Semifinal Steve Stielper, Andover	36	1989 Class 3A Semifinal Monte Williams, Potomac	34	1977 Class B Final Tracy Jackson, Paint Branch
40	1961 Class AA Final Hal Blondeau, Glen Burnie	36	1989 Class 1A Semifinal Richard Milbourne, Snow Hill	34	1981 Class A Semifinal Tommy Davis, Aberdeen
40	1968 Class C Semifinal Granville Cannon, Somerset	36	2004 Class 2A Final Lloyd Phillips, Friendly	34	1989 Class 3A Semifinal Bobby Briggs, South Carroll
39	1965 Class B Final Gordon Smith, Walkersville	36	2008 Class 1A Final Jamahl Brown, Surrattsville	34	1992 Class 2A Final Oronde Clark, Forestville
38	2008 Class 1A Semifinal Jamahl Brown, Surrattsville	35	1967 Class B Semifinal Larry Farrare, Mace's Lane	34	2010 Class 1A Semifinal Keith Jackson, Snow Hill
37	1967 Class B Final Larry Farrare, Mace's Lane	35	1972 Class C Final Wilbert Mills, Pocomoke	34	2016 Class 1A Semifinal Spencer Schultz, Clear Spring
37	1973 Class C Final Tim Fawley, Middletown	35	1978 Class AA Semifinal Eric Smith, Churchill	34	2017 Class 2A Semifinal Zach Tucker, Century
37	1979 Class C Semifinal Ken Wilson, Middletown	35	1984 Class C Semifinal Gary Morris, Brunswick		
37	1995 Class 1A Final Blanchard Hurd, Milford Mill	35	1987 Class B Final Barry Young, Mount Hebron		

Honor Roll Of Team Champions

1927Allegany—Bill Bowers
 1928Catonsville
 1929Penn Avenue—Bobby Cavanaugh
 1930Allegany—Bill Bowers
 1931Allegany—Bill Bowers

1932Allegany—Bill Bowers
 1933Allegany—Bill Bowers
 1934Allegany—Bill Bowers
 1935Penn Avenue—Bobby Cavanaugh
 1936Allegany—Bill Bowers

1937Allegany—Bill Bowers
 1938Fort Hill—Bobby Cavanaugh
 1939Fort Hill—Bobby Cavanaugh
 (No Tournaments in War Years 1940-1946.)

TOURNAMENTS UNDER THE DIRECTION OF MPSSAA FOUR CLASSIFICATIONS

CLASS A

1947 Allegany 45-16—Bill Bowers
 1948 Fort Hill 79-16—Bobby Cavanaugh
 1949 Fort Hill 53-36—Bobby Cavanaugh

CLASS B

Westminster 39-24—Herb Ruby
 Franklin 62-38—Frank Dorn
 Beall 47-23—Ebbie Finzel

CLASS C

Greenbelt 42-29
 Bruce 57-30—Jack Petry
 Bruce 49-26—Jack Grindle

CLASS D

Mt. Rainier 34-16
 Williamsport 49-33—Richard Doub
 Damascus 63-54—Harry Stipe

THREE CLASSIFICATIONS

CLASS A

1950 Allegany 53-52
 Bill Bowers
 1951 Hagerstown 28-27
 1952 Montgomery Blair 42-34
 David Carrasco
 1953 Montgomery Blair 60-57
 David Carrasco
 1954 Allegany 76-41
 Walter Bowers
 1955 Montgomery Blair 58-55
 David Carrasco
 1956 Northwestern-PG 59-48
 Bill Yarnall
 1957 Frederick 58-51
 Homer Brooks
 1958 Fort Hill 62-44
 John Cavanaugh
 1959 Bethesda-Chevy Chase 75-49
 Floris Davison
 1960 Bladensburg 75-54
 Al Kyber

CLASS B

Central-Lonaconing 50-37
 Johnny Myers
 Aberdeen 44-43
 Central-Lonaconing 47-45
 John Meyers
 Bruce 59-51
 Augie Eichorn
 Bruce 50-45
 Augie Eichorn
 Cambridge 47-37
 Valley 66-63
 John Meyers
 Valley 64-44
 John Meyers
 Chestertown 48-45
 Wallace Smith
 Valley 57-43
 John Meyers
 Surrattsville 47-41
 Edward Andrauskas/S. D. Harpe

CLASS C

Barton 58-39
 John Thomas
 Barton 52-45
 Ocean City 70-55
 Richard DeHart
 Barton 55-33
 Paul Footen
 Perryville 65-63
 Kenneth Wood
 Henry E. Lackey 50-46
 Frank LaFontaine
 Centreville 53-48 OT
 Leonard Feist
 Crisfield 48-37
 Nick Scallion
 Henry E. Lackey 53-52
 Frank LaFontaine
 Henry E. Lackey 36-29
 Frank LaFontaine
 Walkersville 62-53
 Bill Talley

FOUR CLASSIFICATIONS

CLASS AA

1961 Montgomery Blair 75-63
 Eddie Moffatt
 1962 Montgomery Blair 59-48
 Eddie Moffatt
 1963 Towson 75-60
 Randy Walker
 1964 Allegany 84-61
 Chester Payne
 1965 Surrattsville 64-61
 Bob Vaughn
 1966 Richard Montgomery 48-45
 E. Wathall
 1967 Northwestern-PG 72-41
 William Longsworth
 1968 Northwestern-PG 71-63
 William Longsworth
 1969 Montgomery Blair 56-51
 Edward Clements
 1970 DuVal 68-65 OT
 Bob Tucker
 1971 Parkdale 87-72
 Stan Kernan
 1972 Springbrook 72-59
 John Barrett
 1973 Bladensburg 64-60
 Roy Henderson
 1974 Annapolis 69-61
 Al Laramore

CLASS A

Sparrows Point 68-61
 Warren Ormiston
 Surrattsville 63-52
 Bob Vaughn
 Allegany 57-39
 Chester Payne
 Fairmont Heights 72-55
 Ken Freeman
 Arundel 71-64
 William Crowell
 Fairmont Heights 81-47
 Ken Freeman
 Frederick 59-41
 Homer Brooks
 Fairmont Heights 67-66
 Ken Freeman
 Central-PG 47-44
 Robert O'Brien
 Fairmont Heights 91-52
 Ken Freeman
 Fairmont Heights 120-69
 Ken Freeman
 North Hagerstown 79-70
 James Brown
 Southern-AA 30-24
 Tom Albright
 South Hagerstown 83-70
 Nick Scallion

CLASS B

Bruce 59-50
 Leonard Ritchie
 North Harford 44-33
 Robert Garbacik
 Douglass-PG 68-61
 Charles Briggs
 Walkersville 83-68
 Bill Talley
 Somerset 75-73
 J. R. Robinson
 Douglass-PG 63-60
 S. A. Williams
 Frederick Sasscer 94-79
 Chester Pietras
 Easton 75-62
 Gary Shaffer
 Fairmont Heights 82-55
 Ken Freeman
 Stephen Decatur 64-63
 Ward Lambert
 Rockville 51-44
 Jim Conner
 Thomas Stone 74-66
 Dale Cornette
 Rockville 62-44
 Jim Conner
 Frederick 54-53
 Bill Brooks

CLASS C

Crisfield 63-59
 Jack Morgan
 Poolesville 67-40
 Robert Mowen
 Poolesville 99-77
 Robert Mowen
 Crisfield 73-64
 Jack Morgan
 Central Consolidated 55-51
 William Brown
 Somerset 88-71
 J. Robinson
 Mt. Savage 56-54
 Robert Kirk
 Gwynn Park 87-72
 Tim Carney
 Gwynn Park 85-59
 Larry Gandee
 Gwynn Park 60-50
 Larry Gandee
 Pocomoke 80-64
 Ronnie Ross
 Gwynn Park 75-74
 Larry Gandee
 Crisfield 73-72
 William Cain
 Gwynn Park 70-65
 Larry Gandee

Honor Roll Of Team Champions

<u>CLASS AA</u>	<u>CLASS A</u>	<u>CLASS B</u>	<u>CLASS C</u>
1975 Montgomery Blair 66-61 Gene Doane	Thomas Johnson 52-50 Tom Dickman	Edgewood 52-50 Paul Mezger	Washington 85-82 OT Larry Sterling
1976 Parkdale 53-51 Stan Kernan	Aberdeen 66-55 Terry Colaw	Gwynn Park 79-59 Larry Gandee	Pocomoke 80-66 Carey Reece
1977 Montgomery Blair 70-68 OT Gene Doane	Charles W. Woodward 60-55 H. Thomas George	Paint Branch 76-52 Hank Galotta	Brunswick 65-61 OT Bill Kubat
1978 Winston Churchill 77-63 Les Lombardi	Thomas S. Wootton 81-67 Dale Miller	Frederick 64-62 Bill Brooks	Crisfield 65-58 Bill Cain
1979 Montgomery Blair 55-53 Marty Dickerson	Thomas S. Wootton 62-55 Dale Miller	Sherwood 79-58 Harry Laughner	Valley 54-51 John Meyers
1980 Laurel 55-49 Randy Maddox	Gwynn Park 75-74 (2 OT) Larry Gandee	Cambridge/SD 55-47 Ken Edgar	Crisfield 66-60 Bill Cain
1981 Potomac 69-55 Taft Hickman	Fairmont Heights 73-69 Paul Pinsky	Southern-AA 63-59 Tom Albright	Valley 55-52 John Meyers
1982 High Point 54-52 Al Moraz	Thomas Johnson 59-50 Tom Dickman	Frederick 70-58 Bud Rogers	Crisfield 68-60 Bill Cain
1983 Thomas S. Wootton 70-64 Stan Wolk	Gwynn Park 62-48 Owen Johnson	Southern-AA 75-67 OT Tom Albright	Hammond 73-51 Mike Mongelli
1984 Bethesda-Chevy Chase 57-54 Bill Wright	Central-PG 76-71 (2 OT) Walter Fulton	Mt. Hebron 56-54 Chuck Monninger	Walkersville 63-46 Dave Miller
1985 Suitland 73-63 Irvin Hay	Thomas Johnson 68-55 Tom Dickman	Forestville 67-63 Aaron Holder	Wilde Lake 53-51 Frank Rhodes
1986 Crossland 64-59 Earl Hawkins	Thomas Johnson 83-62 Tom Dickman	Southern-AA 64-51 Tom Albright	Walkersville 62-49 OT David Miller
1987 Northwestern-PG 73-63 Cornell Jones	Gwynn Park 59-38 George Leftwich	Walter Johnson 55-53 Hal Templeton	North Carolina 59-57 Henry Ward
1988 Springbrook 77-73 John Barrett	Thomas Johnson 88-69 Tom Dickman	Gwynn Park 63-51 George Leftwich	Milford Mill 65-61 Homer Seidel
<u>CLASS 4A</u>	<u>CLASS 3A</u>	<u>CLASS 2A</u>	<u>CLASS 1A</u>
1989 High Point 92-84 Ernie Welch	Potomac 82-56 Taft Hickman	Cambridge/SD 77-73 Grayson Hurley	Snow Hill 89-78 Alan Miller
1990 Annapolis 106-102 John Brady	Oakland Mills 81-72 Dave Appleby	Central-PG 79-77 OT Walter Fulton	Joppatowne 71-47 Mike Bauer
1991 Parkdale 68-54 Ken Freeman	DuVal 85-66 Artie Walker, Sr.	Forestville 77-59 Gary McCorkle	Joppatowne 67-47 Mike Bauer
1992 High Point 65-53 Ernie Welch	Catonsville 70-69 Art Gamzon	Forestville 84-53 Gary McCorkle	Milford Mill 88-63 Homer Seidel
1993 Largo 82-70 Louis Wilson	Southern-B 70-57 Meredith Smith	Allegheny 50-45 OT Toby Eirich	Dunbar 66-59 Pete Pompey
1994 Southern-B 68-58 Meredith Smith	DuVal 60-58 Artie Walker, Sr.	Dunbar 90-62 Paul Smith	Milford Mill 68-54 Homer Seidel
1995 Lake Clifton/Eastern 65-62 Charlie Moore	Randallstown 58-57 Kim Rivers	Dunbar 100-58 Paul Smith	Forestville 67-63 Irvin Hay
1996 Southern-B 64-41 Meredith Smith	Dunbar 66-60 Paul Smith	Central-PG 82-64 Walter Fulton	Cambridge/SD 71-51 Grayson Hurley
1997 Southwestern 81-75 OT Terry Leverett	Thomas Johnson 82-51 Tom Dickman	Surrattsville 72-45 Jim Butler	Edgewood 60-51 Bob Slagle
1998 Gaithersburg 96-91 OT Paul Foringer	Friendly 55-46 Jim Griffin	Dunbar 57-40 Lynn Badham	Forest Park 45-43 Gregory Warren
1999 Lake Clifton/Eastern 50-48 Herman Harried	Thomas Johnson 64-62 Tom Dickman	Dunbar 79-43 Lynn Badham	North Dorchester 73-42 Vic Burns
2000 Oxon Hill 60-42 Billy Lanier	Paint Branch 67-50 Walter Hardy	Aberdeen 50-48 Richard Hart	Crisfield 42-37 Phillip Rayfield
2001 Magruder 70-58 Dan Harwood	Randallstown 62-54 Kim Rivers	Dunbar 45-43 Eric Lee	Snow Hill 69-60 Allen Miller
2002 Eleanor Roosevelt 50-45 Glenn Farello	Douglass-B 76-72 Rodney Coffield	Wicomico 72-50 Butch Waller	Pocomoke 88-70 David Byrd
2003 Oxon Hill 50-40 Billy Lanier	Friendly 66-57 Gerald Moore, Jr.	James M. Bennett 56-52 Bruce Wharton	Dunbar 72-55 Eric Lee
2004 Northwestern-PG 61-59 Anthony Dickens	Douglass-B 66-65 Rodney Coffield	Friendly 84-58 Gerald Moore, Jr.	Dunbar 68-43 Eric Lee
2005 Walbrook 45-38 Kelvin Bridgers	Randallstown 78-76 OT Kim Rivers	Potomac 83-74 Rico Reed	Dunbar 69-56 Eric Lee
2006 Walt Whitman 39-38 Chris Lun	Long Reach 54-49 Al Moraz, Sr.	Randallstown 64-54 Kim Rivers	Dunbar 68-47 Eric Lee
2007 Sherwood 61-38 Dondrell Whitmore	River Hill 60-51 Matthew Graves	Randallstown 66-63 Kim Rivers	New Town 74-69 (OT) Mike Smith

Honor Roll Of Team Champions

	<u>CLASS 4A</u>	<u>CLASS 3A</u>	<u>CLASS 2A</u>	<u>CLASS 1A</u>
2008	Springbrook 61-57 Thomas Crowell	Largo 84-58 Lewis Howard	Winters Mill 54-47 David Herman	Snow Hill 92-75 Allen Miller
2009	Springbrook 73-61 Thomas Crowell	Lake Clifton 75-50 Herman Harried	City College 55-42 Mike Daniel	Digital Harbor 75-60 Johnnie Grimes
2010	Springbrook 74-67 Thomas Crowell	Milford Mill 60-46 Albert Holley	City College 56-45 Mike Daniel	Dunbar 64-53 Cyrus Jones
2011	North Point 76-72 Jimmy Ball	Milford Mill 56-44 Albert Holley	Digital Harbor 64-46 Johnnie Grimes	Dunbar 64-43 Cyrus Jones
2012	Magruder 39-36 Dan Harwood	Patterson 86-75 Harry Martin	Lake Clifton 70-64 Herman Harried	Dunbar 60-36 Cyrus Jones
2013	Eleanor Roosevelt 61-56 Brendan O'Connell	Milford Mill 84-55 Michael Silverman	Edmondson/Westside 56-54 Darnell Dantzler	Dunbar 54-52 Cyrus Jones
2014	Dr. Henry A. Wise 70-43 Robert Garner	City College 59-48 Daryl Wade	Potomac 64-51 Renard Johnson	Edmondson/Westside 54-51 Darnell Dantzler
2015	Meade 80-45 Pete Corriero	Centennial 57-43 Chad Hollwedel	Oakland Mills 64-55 Jon Browne	New Town 55-51 Mike Daniel
2016	Eleanor Roosevelt 72-39 Brendan O'Connell	C. Milton Wright 51-49 (OT) Jon Stefanides	New Town 56-52 Mike Daniel	Pocomoke 64-56 Derrick Fooks
2017	Perry Hall 59-56 (OT) George Panageotou	Baltimore Polytechnic 64-63 Samuel Brand	Patterson 49-43 Harry Martin	Fairmont Heights 65-52 Chuck Henry
2018	Perry Hall 56-52 George Panageotou	Baltimore Polytechnic 49-47 Samuel Brand	Lake Clifton 63-55 Herman Harried	Paul Laurence Dunbar 59-48 Cyrus Jones, Sr.

MPSSAA Boys Basketball Championships (Tournament History 1947-2018)

GOV. THOMAS JOHNSON
 Ch: 1975, 1982, 1985, 1986, 1988, 1997, 1999
 Fn: 1978, 1995, 2001, 2002
 Sf: 1993, 1994, 1998, 2018

WALTER JOHNSON
 Ch: 1987
 Sf: 1963, 1976

JOPPATOWNE
 Ch: 1990, 1991
 Sf: 1981, 1987, 2005, 2015

JOHN F. KENNEDY
 Fn: 1996
 Sf: 1989

KENT COUNTY
 Sf: 2017

KENWOOD
 Fn: 1981
 Sf: 1955, 1982

FRANCIS SCOTT KEY
 Fn: 1960
 Sf: 1961, 1977

HENRY E. LACKEY
 Ch: 1955, 1958, 1959
 Fn: 1961, 1968, 2006
 Sf: 1954, 1956, 1971, 1978

LAKE CLIFTON/EASTERN
 Ch: 1995, 1999, 2009, 2012, 2018
 Fn: 2015, 2016
 Sf: 2001, 2003, 2008

LANSDOWNE
 Fn: 1970, 2004

LARGO
 Ch: 1993, 2008
 Fn: 2012
 Sf: 1975, 1976, 2005, 2007

LAUREL
 Ch: 1980
 Fn: 1957
 Sf: 2008

LINGANORE
 Sf: 1980, 2004, 2015

LOCH RAVEN
 Sf: 1984

LOCKERMAN
 Fn: 1965

LONG REACH
 Ch: 2006
 Fn: 1997, 2008

MACE'S LANE
 Fn: 1967
 Sf: 1964, 1966, 1969

COL. ZADOK MAGRUDER
 Ch: 2001, 2012
 Fn: 2003, 2007, 2013
 Sf: 2002, 2011

MANCHESTER
 Sf: 1956

MARDELA
 Sf: 1950, 1955

MCDONOUGH
 Sf: 1982, 1985, 2004

MEADE
 Ch: 2015
 Fn: 1993, 2016
 Sf: 1983, 1988, 1999, 2000

MERGENTHALER
 Sf: 1998, 2002, 2006, 2007

MIDDLETOWN
 Fn: 1973, 1979, 2016
 Sf: 1975, 1989, 1990, 1996, 1998

MILFORD MILL
 Ch: 1988, 1992, 1994, 2010, 2011, 2013
 Fn: 1960, 1982, 1985, 1989, 1995, 1997, 2018
 Sf: 1961, 2014

RICHARD MONTGOMERY
 Ch: 1966
 Fn: 1967
 Sf: 1952, 1965

MOTON
 Sf: 1963

MOUNT HEBRON
 Ch: 1984
 Fn: 1980, 1981, 1987

MOUNT RAINIER
 Ch: 1947

MOUNT SAVAGE
 Ch: 1967
 Fn: 1963, 1970
 Sf: 1966, 1968, 1969, 1971, 1972

NEW TOWN
 Ch: 2007, 2015, 2016
 Fn: 2012, 2013
 Sf: 2006

NEW WINDSOR
 Fn: 1952, 1954
 Sf: 1958

NORTH CAROLINE
 Ch: 1987
 Fn: 1962, 2018
 Sf: 1976, 1977, 1989

NORTH CARROLL
 Sf: 1958, 1985, 2010

NORTH DORCHESTER
 Ch: 1999
 Fn: 1983

NORTH EAST (Cecil)
 Sf: 1949, 1960, 1965

NORTH HAGERSTOWN
 Ch: 1972
 Fn: 1977
 Sf: 1959, 1967, 1970, 2002

NORTH HARFORD
 Ch: 1962

NORTH POINT
 Ch: 2011
 Sf: 2012, 2013

NORTHEAST (AA)
 Sf: 1983

NORTHERN (Cal.)
 Fn: 1984, 1990
 Sf: 1989, 1991, 2000

NORTHERN (G)
 Sf: 1960, 1968

NORTHWESTERN (PG)
 Ch: 1956, 1967, 1968, 1987, 2004
 Fn: 1982, 1996

NORTHWOOD
 Sf: 1964, 1975

OAKDALE
 Fn: 2014
 Sf: 2013, 2015, 2018

OAKLAND MILLS
 Ch: 1990, 2015
 Fn: 1995, 2001
 Sf: 1980, 1986, 1988, 1991, 1999

OCEAN CITY
 Ch: 1952
 Fn: 1948, 1949, 1951

OLD MILL
 Fn: 2010
 Sf: 1992, 2005, 2006, 2018

OVERLEA
 Fn: 1992

OWINGS MILLS
 Fn: 2010
 Sf: 2011

OXON HILL
 Ch: 2000, 2003
 Fn: 1955, 1956, 1957, 1998, 1999

PAINT BRANCH
 Ch: 1977, 2000
 Fn: 1985, 1992
 Sf: 1988, 1996, 1997

PARKDALE
 Ch: 1971, 1976, 1991
 Fn: 1997

PARKVILLE
 Fn: 1965, 1974
 Sf: 1975, 1986, 1987, 2008

PATAPSCO
 Sf: 1979

PATTERSON
 Ch: 2012, 2017
 Fn: 2011, 2015
 Sf: 2014

PATTERSON MILL
 Sf: 2014, 2018

PERRY HALL
 Ch: 2017, 2018
 Sf: 2016

PERRYVILLE
 Ch: 1954
 Fn: 1992
 Sf: 1967, 1971

PIKESVILLE
 Fn: 1999, 2000
 Sf: 1985, 2001

POCOMOKE
 Ch: 1971, 1976, 2002, 2016
 Fn: 1972, 1974, 1991, 1998, 2003, 2005, 2009
 Sf: 1954, 1965, 1967, 1981, 1986, 1992, 2011, 2012

BALTIMORE POLYTECHNIC
 Ch: 2017, 2018
 Sf: 2013

POOLESVILLE
 Ch: 1962, 1963
 Fn: 1960, 1966, 1967, 1978
 Sf: 1954, 1965, 1990

POTOMAC
 Ch: 1981, 1989, 2005, 2014
 Fn: 1977, 1992, 1993, 2013, 2017
 Sf: 1974, 1990, 1994, 2006

QUEEN ANNE'S
 Sf: 2016

QUINCE ORCHARD
 Fn: 2000, 2017
 Sf: 1991

RANDALLSTOWN
 Ch: 1995, 2001, 2005, 2006, 2007
 Fn: 2000, 2008
 Sf: 1980, 1984, 1985, 1990, 1994, 1996, 1997, 2003

RESERVOIR
 Sf: 2013

COLONEL RICHARDSON
 Fn: 1976
 Sf: 1973, 1977, 1990, 1995

RISING SUN
 Sf: 1959, 1972, 1978

RIVER HILL
 Ch: 2007
 Sf: 2018

ROCK HALL
 Sf: 1953

ROCKVILLE
 Ch: 1971, 1973
 Fn: 1980, 1981
 Sf: 1975, 1982

ELEANOR ROOSEVELT
 Ch: 2002, 2013, 2016
 Fn: 2001, 2006, 2012
 Sf: 2007, 2010, 2011

FREDERICK SASSCER
 Ch: 1967
 Sf: 1961

SENECA VALLEY
 Sf: 1992, 2006, 2016, 2017

SEVERNA PARK
 Sf: 1981

SHERWOOD
 Ch: 1979, 2007
 Fn: 1978, 1987
 Sf: 1965, 1970, 1974, 1999, 2012

SMITHSBURG
 Fn: 1988
 Sf: 1983, 2012

SNOW HILL
 Ch: 1989, 2001, 2008
 Sf: 1994, 2007, 2010

SOLLERS POINT
 Sf: 1965

SOMERSET
 Ch: 1965, 1966
 Fn: 1968, 1969
 Sf: 1964

SOUTH CARROLL
 Fn: 1989
 Sf: 1984, 2002, 2009, 2011, 2012

SOUTH HAGERSTOWN
 Ch: 1974
 Sf: 1962, 1966, 1980, 1995, 1998, 1999, 2002, 2003, 2004, 2011

SOUTHERN (AA)
 Ch: 1973, 1981, 1983, 1986
 Fn: 1955, 1972, 1979, 1980
 Sf: 1957, 1970, 1971, 1984, 1996

SOUTHERN (B)
 Ch: 1993, 1994, 1996
 Sf: 2000, 2003

SOUTHERN (G)
 Fn: 1961, 1976
 Sf: 1971, 1982, 1985, 2001

SOUTHWESTERN
 Ch: 1997
 Sf: 2006

SPARKS
 Sf: 1948

SPARROWS POINT
 Ch: 1961
 Fn: 1947

SPRINGBROOK
 Ch: 1972, 1988, 2008, 2009, 2010
 Fn: 1963, 1991, 1994, 1995, 2004
 Sf: 1962, 1973, 1974, 1981, 1987, 1990, 1993, 2014, 2015

Ch= Champion
 Fn = Finalist
 Sf = Semifinalist

MPSSAA Boys Basketball Championships (Tournament History 1947-2018)

THOMAS STONE

Ch: 1972
Fn: 1979, 1988, 2008, 2010,
2012
Sf: 1977, 2009

SUDLERSVILLE

Sf: 1947, 1948, 1957, 1961,
1962

SUITLAND

Ch: 1985
Fn: 1980

SURRATTSVILLE

Ch: 1960, 1962, 1965, 1997
Fn: 1967, 2008
Sf: 1964, 1978, 1979, 2016

SYKESVILLE

Sf: 1952, 1964, 1966, 1967

TOWSON

Ch: 1963
Fn: 1964
Sf: 1962, 1966, 1967, 1972,
1988, 1989

TUSCARORA

Sf: 2012

URBANA

Sf: 2010, 2013, 2014

VALLEY

Ch: 1956, 1957, 1959, 1979,
1981
Fn: 1986, 1987
Sf: 1955, 1958, 1962, 1967,
1969, 1974, 1980

VIENNA

Fn: 1947
Sf: 1953

WALBROOK

Ch: 2005
Sf: 2009

WALKERSVILLE

Ch: 1960, 1964, 1984, 1986
Fn: 1958, 1962, 1965, 1982,
1988
Sf: 1976, 1987, 1992, 2005

WASHINGTON

Ch: 1975
Fn: 1948, 1949, 1972
Sf: 2013

WATKINS MILL

Sf: 1991

WESTLAKE

Fn: 2014, 2015
Sf: 2001

WESTMAR

Fn: 1990
Sf: 1993, 1997

WESTMINSTER

Ch: 1947
Sf: 1964

WHEATON

Sf: 1997

WALT WHITMAN

Ch: 2006
Fn: 1968, 1971, 1986, 2014
Sf: 2016

WICOMICO

Ch: 2002
Fn: 1948, 1949, 1950, 1951,
1983, 2001, 2006, 2013
Sf: 1947, 1952, 1953, 1954,
1955, 1956, 1957, 1958, 1963,
1967, 1973, 1982, 2007, 2008,
2009, 2015

WILDE LAKE

Ch: 1985
Fn: 1974, 1994
Sf: 1978, 1991

WILLIAMSPORT

Ch: 1948
Fn: 1996, 2011
Sf: 1947, 1991, 1992, 1994,
1995,
2000

WINTERS MILL

Ch: 2008
Sf: 2006

DR. HENRY A. WISE, JR.

Ch: 2014
Fn: 2009
Sf: 2017

ELMER WOLFE

Fn: 1953, 1959

WOODLAWN

Sf: 1978, 1983, 1989, 2004

CHARLES W. WOODWARD

Ch: 1977
Fn: 1984, 1986

THOMAS S. WOOTTON

Ch: 1978, 1979, 1983
Fn: 1985

C. MILTON WRIGHT

Ch: 2016
Sf: 2015

* Some information incomplete for
years 1947-1955.

Ch= Champion
Fn = Finalist
Sf = Semifinalist

Boys Tournament Records

INDIVIDUAL RECORDS

MOST POINTS - final game
47 Sherron Mills, Snow Hill 1989

MOST POINTS - semifinal game
45 Gary Browne, Whitman 1968

MOST POINTS - two games
77 Sherron Mills, Snow Hill 1989

MOST FIELD GOALS - one game
19 Gary Browne, Whitman 1968
19 Steve Stielper, Andover 1976
19 Sherron Mills, Snow Hill 1989

MOST REBOUNDS - one game
31 Earl Hawkins, Gwynn Park 1970

MOST FREE THROWS - one game
23 Spencer Schultz, Clear Spring 2016

MOST ASSISTS - one game
13 Reggie Parker, North Dorchester 1999

LONGEST SHOT MADE in a game
85 ft. Bob Pence, Bruce 1975

FREE THROW PERCENTAGE - two games
(minimum of 14 attempts)
14/14 Nardi Bogues, City College 2009

MOST 3-POINT GOALS - one game
7 Mac Sloan, Westmar 1993
7 Cornelius McMurray, Southwestern 1997
7 Derrell Edwards, Dunbar 2010

MOST 3-POINT GOALS - two games
10 Jamahl Brown, Surrattsville 2008

TEAM RECORDS

MOST POINTS - one game
122 Dunbar (vs. Fallston) 1993

MOST POINTS - two games
207 Fairmont Heights 1971

MOST POINTS - both teams
208 Annapolis vs. High Point 1990

MOST POINTS - losing team
102 High Point (vs. Annapolis) 1990

MOST POINTS - one quarter
43 Fairmont Heights (vs. Atholton) 1971

LEAST POINTS - winning team
28 Hagerstown 1951

LEAST POINTS - both teams
54 Southern-AA vs. Fort Hill 1973

MOST OVERTIME PERIODS
5 Gaithersburg vs. Oxon Hill 1998

Snow Hill's Sherron Mills set two individual tournament scoring records and tied one other at the 1989 competition.

SPORTSMANSHIP AWARDS

The Maryland Public Secondary Schools Athletic Association annually presents a sportsmanship trophy at the Boys' State Basketball Tournament. The Jack Willard Sportsmanship Award will remain a permanent possession of the school selected.



Jack Willard Award Recipients

1981	Potomac	1991	Parkdale	2001	Snow Hill	2011	Easton
1982	Walkersville	1992	Walkersville	2002	Central	2012	Largo
1983	Flintstone	1993	Allegany	2003	Magruder	2013	Edmondson/Westside
1984	Walkersville	1994	Springbrook	2004	Elkton	2014	Dr. Henry A. Wise, Jr.
1985	North Carroll	1995	South Hagerstown	2005	Blake	2015	Meade
1986	Walkersville	1996	Williamsport	2006	E. Roosevelt	2016	Clear Spring
1987	North Caroline	1997	Parkdale	2007	Fort Hill	2017	Harford Technical
1988	Crossland	1998	Brunswick	2008	Gwynn Park	2018	Clear Spring
1989	High Point	1999	Central	2009	Douglass-PG		
1990	Hammond	2000	Oxon Hill	2010	North Carroll		