






















MPSSAA Cross Country Championships

Parkton

Race 1 - 3A Girls - 3 Mile

11/13/2021 - 10:00am

Team Results








Place	Team	Score	Team Time	Runner Avg	Avg Mile	5 Man Gap	Finish Order	Scoring Order
1	 Howard	37	1:37:47	19:34	6:32	0:54	4-6-7-9-11-63-89	4-6-7-9-11-56-81
2	 Northern	112	1:42:56	20:36	6:52	3:10	2-16-26-30-47-55-70	2-16-24-27-43-50-62
3	 Towson	115	1:44:25	20:53	6:58	1:11	13-14-28-34-35-46-80	13-14-25-31-32-42-72
4	 Reservoir	193	1:48:10	21:38	7:13	1:42	21-37-42-44-68-83-91	20-34-38-40-61-75-83
5	 C. Milton Wright	200	1:48:37	21:44	7:15	1:02	32-36-39-49-64-88-115	29-33-36-45-57-80-107
6	 Linganore	203	1:46:39	21:20	7:07	3:54	5-18-43-60-96-117-120	5-17-39-54-88-109-112
7	 Frederick	219	1:46:28	21:18	7:06	3:56	1-25-72-73-74-77-98	1-23-64-65-66-69-90
8	 Atholton	269	1:51:06	22:14	7:25	0:59	40-51-53-75-79-81-102	37-46-48-67-71-73-94
9	 Chopticon	274	1:50:16	22:04	7:22	2:30	24-45-61-71-101-140	22-41-55-63-93-132
10	 Westminster	283	1:50:34	22:07	7:23	2:34	19-48-66-85-93-104-133	18-44-59-77-85-96-125
11	 Bel Air	301	1:50:18	22:04	7:22	5:10	3-33-76-95-121-124-128	3-30-68-87-113-116-120
12	 Oakdale	303	1:51:07	22:14	7:25	3:10	20-38-54-103-113-119-126	19-35-49-95-105-111-118
13	 Chesapeake-AA	319	1:52:23	22:29	7:30	0:49	57-58-65-84-90-100-123	51-52-58-76-82-92-115
14	 Mount Hebron	348	1:52:33	22:31	7:31	2:03	31-59-78-106-107-130-131	28-53-70-98-99-122-123
15	 Tuscarora	379	1:53:53	22:47	7:36	3:52	22-86-87-92-125-134-142	21-78-79-84-117-126-134
16	 River Hill	394	1:53:09	22:38	7:33	3:47	10-94-99-109-114-122-129	10-86-91-101-106-114-121
17	 Huntingtown	396	1:54:00	22:48	7:36	3:54	12-82-105-111-118-132-137	12-74-97-103-110-124-129
18	 Great Mills	410	1:58:07	23:38	7:53	7:56	8-15-116-145-150-152-153	8-15-108-137-142-144-145
19	 Damascus	437	1:56:29	23:18	7:46	3:19	52-67-108-110-136-148	47-60-100-102-128-140
20	 Edgewood	491	1:59:43	23:57	7:59	4:35	29-97-127-135-138-141-147	26-89-119-127-130-133-139
21	 Baltimore Polytechnic Institute	666	2:17:32	27:31	9:11	8:39	112-143-144-151-156	104-135-136-143-148



Race 1 - 3A Girls - 3 Mile

11/13/2021 - 10:00am

Team Results

Place	Team	Score	Team Time	Runner Avg	Avg Mile	5 Man Gap	Finish Order	Scoring Order
22	 Aberdeen	703	2:18:36	27:44	9:15	3:27	139-146-149-154-155	131-138-141-146-147
DNP	 Manchester Valley		41:03	20:32	6:51		17-27	2 Runners
DNP	 North Hagerstown		42:20	21:10	7:04		23-41	2 Runners
DNP	 Marriotts Ridge		22:01	22:01	7:21		50	1 Runner
DNP	 Crofton		22:09	22:09	7:23		56	1 Runner
DNP	 Wilde Lake		22:14	22:14	7:25		62	1 Runner
DNP	 Governor Thomas Johnson		22:18	22:18	7:26		69	1 Runner



Race 1 - 3A Girls - 3 Mile

11/13/2021 - 10:00am

Individual Results

Place	Name	Grade	Team	Time	Points
1	Caroline Gregory	10	Frederick	18:35.7	1
2	Ella Meccia	9	Northern	18:47.4	2
3	Elizabeth Pickett	12	Bel Air	19:04.6	3
4	Elizabeth Holcombe	12	Howard	19:09.4	4
5	Caroline Perrone	12	Linganore	19:10.6	5
6	Nimrit Ahuja	12	Howard	19:18.9	6
7	Kiley Mann	10	Howard	19:25.8	7
8	Cooper Brotherton	12	Great Mills	19:38.8	8
9	Hannah Schwab	12	Howard	19:50.3	9
10	Chloe McGeehan	12	River Hill	19:55.2	10
11	Jasmine Wilson	12	Howard	20:02.6	11
12	Summer Herbertson	12	Huntingtown	20:12.6	12
13	Isabel Aldana	11	Towson	20:16.3	13
14	Cecilia van Lierop	9	Towson	20:17.6	14
15	Carter Brotherton	10	Great Mills	20:18.2	15
16	Sydney Yankanich	12	Northern	20:18.6	16
17	Rubie Goffena	12	Manchester Valley	20:19.0	
18	Mikayla Moxley	12	Linganore	20:20.0	17
19	Hannah Toth	11	Westminster	20:26.2	18
20	Hailey Hallenberg	12	Oakdale	20:30.3	19
21	Leilah Clark	12	Reservoir	20:34.8	20
22	Aylene Hernandez	12	Tuscarora	20:35.1	21
23	Lauren Stine	9	North Hagerstown	20:35.1	
24	Kathleen Schwaner	10	Chopticon	20:38.9	22
25	Juliana Brawner	9	Frederick	20:39.3	23
26	Gentry Bowie	9	Northern	20:43.1	24
27	Taylor Shank	12	Manchester Valley	20:43.9	
28	Jillian McNulty	11	Towson	20:59.5	25
29	Delaney Saulsbury	12	Edgewood	21:05.0	26
30	Julia Devine	12	Northern	21:09.5	27
31	Gabby Teachey	11	Mount Hebron	21:12.5	28
32	Ella Swayne	11	C. Milton Wright	21:13.6	29
33	Morgan Loewe	12	Bel Air	21:21.0	30
34	Yael Nahum	10	Towson	21:24.1	31
35	Anna Wendt	11	Towson	21:27.0	32
36	Ellie Bassham	10	C. Milton Wright	21:27.7	33
37	Kyrie Moquin	9	Reservoir	21:38.3	34
38	Madison Chorney	10	Oakdale	21:39.1	35
39	Morgan Perry	10	C. Milton Wright	21:40.8	36

Place	Name	Grade	Team	Time	Points
40	Grace Rua	12	Atholton	21:43.5	37
41	Rian Johnson	9	North Hagerstown	21:44.4	
42	Caroline Rosenberry	12	Reservoir	21:46.0	38
43	Meredith Moyer	10	Linganore	21:52.5	39
44	Delaney Lortz	10	Reservoir	21:54.0	40
45	Blair Fowler	12	Chopticon	21:55.6	41
46	Norah Sorensen	11	Towson	21:56.0	42
47	Angelina Contrino	11	Northern	21:56.9	43
48	Sophie Long	9	Westminster	21:58.5	44
49	Sophia Skinner	12	C. Milton Wright	21:59.8	45
50	Rachel Roberts	12	Marriotts Ridge	22:00.9	
51	Gabrielle Shord	9	Atholton	22:02.5	46
52	Camila Cornejo	12	Damascus	22:02.9	47
53	Caroline Perret	12	Atholton	22:04.7	48
54	Caylin Walker	11	Oakdale	22:05.6	49
55	Hannah Bingham	12	Northern	22:06.0	50
56	Emily Boniface	11	Crofton	22:08.5	
57	Stephenie Brown	12	Chesapeake-AA	22:08.9	51
58	Ella Harris	12	Chesapeake-AA	22:09.7	52
59	Kasturi Vedantham	11	Mount Hebron	22:10.2	53
60	Anna Quackenbush	11	Linganore	22:10.9	54
61	Danielle Baker	9	Chopticon	22:13.1	55
62	Eva Dimitrova	10	Wilde Lake	22:13.4	
63	Lola Sivley	11	Howard	22:14.2	56
64	Lauren Tooman	11	C. Milton Wright	22:15.1	57
65	Nia Quinn	12	Chesapeake-AA	22:15.9	58
66	Elsie-Kate Aukerman	10	Westminster	22:15.9	59
67	Carrie Gottesman	10	Damascus	22:16.1	60
68	Ava Robitaille	12	Reservoir	22:16.3	61
69	Erin Reeder	9	Governor Thomas Johnson	22:17.7	
70	Grace Caraway	11	Northern	22:18.2	62
71	Ava Williams	9	Chopticon	22:19.0	63
72	Lucinda Slagle	9	Frederick	22:20.4	64
73	Sofia Driver	10	Frederick	22:20.5	65
74	Amelia Slagle	9	Frederick	22:31.5	66
75	Sophia Urdinola	11	Atholton	22:33.3	67
76	Anna Thompson	9	Bel Air	22:34.3	68
77	Kaitlynn Morton	9	Frederick	22:37.3	69



Race 1 - 3A Girls - 3 Mile

11/13/2021 - 10:00am

Individual Results

Place	Name	Grade	Team	Time	Points
78	Liesl McMullen	10	Mount Hebron	22:40.2	70
79	SaraRose Lefors	12	Atholton	22:41.8	71
80	Vivienne Boas	11	Towson	22:42.6	72
81	Delaney Hammill	12	Atholton	22:46.8	73
82	Callie McKinney	9	Huntingtown	22:48.3	74
83	Casey Moquin	11	Reservoir	22:50.1	75
84	Bailey Healy	12	Chesapeake-AA	22:50.5	76
85	Audrey Taylor	12	Westminster	22:53.6	77
86	Marilyn Blay	10	Tuscarora	22:55.8	78
87	Ryan Mills	12	Tuscarora	22:56.3	79
88	Ashley Heinbaugh	9	C. Milton Wright	22:56.4	80
89	Alison Ferris	11	Howard	22:56.4	81
90	Rebecca Parker	11	Chesapeake-AA	22:57.8	82
91	Hallie Robitaille	9	Reservoir	22:58.7	83
92	Elizabeth Young	10	Tuscarora	22:59.3	84
93	Maddie Arbaugh	12	Westminster	22:59.6	85
94	Cade McGeehan	11	River Hill	23:00.9	86
95	Emilie Hancock	12	Bel Air	23:03.7	87
96	Lucy Ellis	10	Linganore	23:04.1	88
97	Abigail Bond	11	Edgewood	23:04.5	89
98	Kendel Wickline	11	Frederick	23:04.8	90
99	Naomi Ling	10	River Hill	23:06.2	91
100	Aisley McMeen	12	Chesapeake-AA	23:06.7	92
101	Ramsey Graves	11	Chopticon	23:08.6	93
102	Chiara Sforza	12	Atholton	23:10.3	94
103	Sydney Querry	10	Oakdale	23:11.3	95
104	Jordyn Haller	10	Westminster	23:11.4	96
105	Darcia Gleason	12	Huntingtown	23:14.5	97
106	Gauri Nair	10	Mount Hebron	23:14.8	98
107	Danielle Minn	12	Mount Hebron	23:15.0	99
108	Lexis Owens	9	Damascus	23:19.3	100
109	Elizabeth Fu	11	River Hill	23:25.0	101
110	Rachel Carr	12	Damascus	23:28.7	102
111	Reilly Damalouji	10	Huntingtown	23:37.7	103
112	Nicole Dia	12	Baltimore Polytechnic Institute	23:38.4	104
113	Shantou Myers	12	Oakdale	23:40.1	105
114	Chaewon Cheon	10	River Hill	23:41.5	106
115	Johanna Tenaglia	10	C. Milton Wright	23:43.8	107

Place	Name	Grade	Team	Time	Points
116	Sophie Chan	12	Great Mills	23:53.4	108
117	Valerie Emerson	11	Linganore	24:04.8	109
118	Gianna Seger	10	Huntingtown	24:06.3	110
119	Sarah Anderson	12	Oakdale	24:09.5	111
120	Promise Green	11	Linganore	24:13.7	112
121	Meghan Davis	10	Bel Air	24:13.7	113
122	Aysegul Yildiz	10	River Hill	24:16.1	114
123	Natalie Greger	11	Chesapeake-AA	24:18.6	115
124	Natalie Kaminsky	12	Bel Air	24:23.7	116
125	Briley Sanford	11	Tuscarora	24:26.4	117
126	Kylie McGlinchey	11	Oakdale	24:30.6	118
127	Phoebe Calero	12	Edgewood	24:32.4	119
128	Samantha Cuneo	9	Bel Air	24:32.5	120
129	Maire Crooks	10	River Hill	24:37.8	121
130	Ellin Jeon	11	Mount Hebron	24:43.2	122
131	Shreya Khurana	11	Mount Hebron	24:44.8	123
132	Madelyn Montgomery	12	Huntingtown	24:46.9	124
133	Maddy Gassman	9	Westminster	24:55.7	125
134	Catarina Papaioannou	11	Tuscarora	25:16.4	126
135	Imaya Edmonds	11	Edgewood	25:20.3	127
136	Georgia Craca	12	Damascus	25:21.7	128
137	Natalie Borowski	12	Huntingtown	25:36.7	129
138	Lilly Smeltzer	9	Edgewood	25:39.9	130
139	Sarah Andrews	9	Aberdeen	25:57.6	131
140	Madelyn Dunbar	11	Chopticon	25:57.7	132
141	Sanaa Faine	10	Edgewood	26:03.2	133
142	Nicole Tognetti	11	Tuscarora	26:06.4	134
143	Lillian Adams	9	Baltimore Polytechnic Institute	26:10.5	135
144	Kayla Battle	12	Baltimore Polytechnic Institute	26:34.7	136
145	Wrenn Harney	10	Great Mills	26:42.4	137
146	Laila Shakoor	11	Aberdeen	26:51.0	138
147	Kellie Simon	12	Edgewood	26:58.3	139
148	Maria Kirby	9	Damascus	27:02.6	140
149	Emily Webber	10	Aberdeen	27:03.4	141
150	Noe Baker	11	Great Mills	27:34.2	142
151	Miya Mese-Jones	10	Baltimore Polytechnic Institute	28:50.8	143



Race 1 - 3A Girls - 3 Mile

11/13/2021 - 10:00am

Individual Results

Place	Name	Grade	Team	Time	Points
152	Ava Betancourt-Cantu	11	Great Mills	28:52.3	144
153	Julia Nilsson	11	Great Mills	28:55.2	145
154	Jabraya Cooks	9	Aberdeen	29:19.9	146
155	Isabella Miller	12	Aberdeen	29:23.7	147
156	Madison Stith	9	Baltimore Polytechnic Institute	32:16.9	148

