



















# MPSSAA Cross Country Championships

## Parkton

### Race 7 - 2A Girls - 3 Mile

11/13/2021 - 3:00 pm

### Team Results




Place	Team	Score	Team Time	Runner Avg	Avg Mile	5 Man Gap	Finish Order	Scoring Order
1	 Hereford	37	1:43:13	20:39	6:53	2:00	2-5-8-9-18-20-49	2-5-7-8-15-17-45
2	 Liberty	77	1:49:47	21:58	7:20	1:07	12-16-17-23-25-31-57	10-13-14-19-21-27-52
3	 Poolesville Sr	107	1:50:38	22:08	7:23	5:06	1-11-22-27-61-70-72	1-9-18-23-56-62-64
4	 Calvert	121	1:51:19	22:16	7:26	3:53	3-7-26-48-50-58-80	3-6-22-44-46-53-69
5	 Glenelg	128	1:53:02	22:37	7:33	3:15	4-24-36-39-41-52-63	4-20-32-35-37-48-57
6	 Century	132	1:53:57	22:48	7:36	2:10	13-29-32-33-43-46-56	11-25-28-29-39-42-51
7	 Middletown	165	1:55:48	23:10	7:44	2:34	14-34-38-44-54-60-84	12-30-34-40-49-55-73
8	 North Harford	212	1:59:11	23:51	7:57	3:54	19-42-47-55-73-76-83	16-38-43-50-65-66-72
9	 Rising Sun	240	2:02:03	24:25	8:09	4:00	28-37-51-66-88-90	24-33-47-60-76-78
10	 Harford Tech	322	2:08:54	25:47	8:36	4:04	35-77-78-89-91-96-98	31-67-68-77-79-82-84
11	 Carver A&T	324	2:10:42	26:09	8:43	6:05	40-69-81-82-100-101-102	36-61-70-71-86-87-88
12	 La Plata	334	2:10:48	26:10	8:44	3:59	59-64-65-93-97-99-107	54-58-59-80-83-85-93
13	 Overlea	353	2:24:31	28:55	9:39	15:00	30-71-95-103-108	26-63-81-89-94
14	 Elkton	371	2:17:50	27:34	9:12	7:03	45-85-86-104-105-106	41-74-75-90-91-92
DNP	 Oakland Mills		42:10	21:05	7:02		6-15	2 Runners
DNP	 Patuxent		49:53	24:57	8:19		53-79	2 Runners
DNP	 Queen Annes County		50:44	25:22	8:28		62-74	2 Runners
DNP	 Henry E. Lackey		51:16	25:38	8:33		68-75	2 Runners
DNP	 Kent Island		20:43	20:43	6:55		10	1 Runner
DNP	 Easton		22:16	22:16	7:26		21	1 Runner
DNP	 North Carolina		25:16	25:16	8:26		67	1 Runner



# Race 7 - 2A Girls - 3 Mile

11/13/2021 - 3:00 pm

## Team Results

Place	Team	Score	Team Time	Runner Avg	Avg Mile	5 Man Gap	Finish Order	Scoring Order
DNP	 Eastern Tech		26:36	26:36	8:52		87	1 Runner
DNP	 Randallstown		27:12	27:12	9:04		92	1 Runner
DNP	 MJ McDonough		27:46	27:46	9:16		94	1 Runner

# Race 7 - 2A Girls - 3 Mile

11/13/2021 - 3:00 pm

## Individual Results

Place	Name	Grade	Team	Time	Points
1	Daisy B. Dastrup	10	Poolesville Sr	19:40.1	1
2	Estelle Snider	11	Hereford	19:46.1	2
3	Kristen Prince	12	Calvert	20:07.0	3
4	Kaila Spence	12	Glenelg	20:21.2	4
5	Sylvia Snider	9	Hereford	20:23.1	5
6	Frankie Moore	10	Oakland Mills	20:29.9	
7	Madison McCurry	9	Calvert	20:34.7	6
8	Piper Lentz	12	Hereford	20:38.0	7
9	Rebekka Hillier	10	Hereford	20:40.5	8
10	Sarah van Ornum	11	Kent Island	20:42.6	
11	Anna C. Bodmer	11	Poolesville Sr	21:12.3	9
12	Izzy Lucas	11	Liberty	21:30.0	10
13	Hope Callaway	12	Century	21:32.1	11
14	Campbell Caldwell	12	Middletown	21:36.6	12
15	Lily Decker	10	Oakland Mills	21:40.1	
16	Julia Lucas	11	Liberty	21:40.9	13
17	Rebecca Gauthier	11	Liberty	21:42.1	14
18	Madison Ward	10	Hereford	21:45.2	15
19	Finley Lavin	11	North Harford	21:49.3	16
20	Scarlett Seitz	10	Hereford	21:54.8	17
21	Sophie Leight	12	Easton	22:15.5	
22	Caroline A. Simons	12	Poolesville Sr	22:16.0	18
23	Abby Morse	9	Liberty	22:17.7	19
24	Milana Gurvich	12	Glenelg	22:36.3	20
25	Cora Broske	10	Liberty	22:36.3	21
26	Victoria Vo	11	Calvert	22:40.3	22
27	Ava E. Wagner	10	Poolesville Sr	22:44.4	23
28	Emily Wishart	11	Rising Sun	22:48.7	24
29	Meredith Kelly	12	Century	22:49.6	25
30	Mariam Sanni	10	Overlea	22:53.2	26
31	Piper Nagaraj	12	Liberty	22:54.2	27
32	Elyse Seligman	10	Century	22:54.6	28
33	Abrianna Nelson	10	Century	22:58.4	29
34	Erin McQuitty	11	Middletown	23:00.4	30
35	Annika DeVos	9	Harford Tech	23:05.9	31
36	Brooke Bircckhead	12	Glenelg	23:08.6	32
37	Savannah Lacey	11	Rising Sun	23:11.6	33
38	Breanne Vandred	9	Middletown	23:17.5	34
39	Kara Rivenbark	12	Glenelg	23:19.1	35

Place	Name	Grade	Team	Time	Points
40	Nadira Cantey	10	Carver A&T	23:29.4	36
41	Ava Rivera	10	Glenelg	23:36.2	37
42	Sierra Weaver	11	North Harford	23:39.3	38
43	Sydney Feola	11	Century	23:41.8	39
44	Marin Bartman	12	Middletown	23:43.2	40
45	Mattea Marra	10	Elkton	23:46.9	41
46	Allison Leimkuhler	11	Century	23:47.5	42
47	Valentina Angulo	10	North Harford	23:48.3	43
48	Riley Haller	11	Calvert	23:57.5	44
49	Sophie McGee	12	Hereford	23:57.7	45
50	Hayleigh Spicknall	10	Calvert	23:59.1	46
51	Eve Poteet	12	Rising Sun	23:59.2	47
52	Sarah Jones	11	Glenelg	24:00.8	48
53	Savannah Hall	11	Patuxent	24:01.0	
54	Alayna Hu	9	Middletown	24:09.9	49
55	Ava Carberry	10	North Harford	24:10.8	50
56	Megan Hollander	12	Century	24:19.7	51
57	Olivia Maciejewski	10	Liberty	24:28.3	52
58	Shayla Singletary	12	Calvert	24:29.9	53
59	Ivy Phillips	11	La Plata	24:30.2	54
60	Sophia Frizzell	12	Middletown	24:44.6	55
61	Natalia S. Palacios Vazquez	10	Poolesville Sr	24:45.2	56
62	Zoey Crawford	10	Queen Annes County	25:00.2	
63	Kelly Richardson	11	Glenelg	25:03.8	57
64	Karley Nicholl	12	La Plata	25:04.9	58
65	Savannah Trice	12	La Plata	25:05.6	59
66	Molly Freel	12	Rising Sun	25:14.6	60
67	Lily Rupp	11	North Caroline	25:15.5	
68	Charlie Klinger	12	Henry E. Lackey	25:29.5	
69	Charlotte Barkhouser	12	Carver A&T	25:31.5	61
70	Abigail L. King	11	Poolesville Sr	25:32.4	62
71	Temi Ario	11	Overlea	25:35.0	63
72	Angelina O. Kolomiets	12	Poolesville Sr	25:38.6	64
73	Anna Duffy	9	North Harford	25:42.9	65
74	Erin Hiner	12	Queen Annes County	25:43.0	
75	Kaylee Alvey	11	Henry E. Lackey	25:45.7	



# Race 7 - 2A Girls - 3 Mile

11/13/2021 - 3:00 pm

## Individual Results

Place	Name	Grade	Team	Time	Points
76	Emily Persuhn	11	North Harford	25:46.7	66
77	Isabella Donlick	10	Harford Tech	25:50.0	67
78	Katelyn Schramm	9	Harford Tech	25:50.4	68
79	Ella Muschlitz	11	Patuxent	25:51.6	
80	Ava Jabara	12	Calvert	25:54.3	69
81	Catherine Cusick	12	Carver A&T	25:59.0	70
82	Gabby (Gabriella) Paredes	11	Carver A&T	26:07.5	71
83	Grace Bauer	9	North Harford	26:13.9	72
84	Renee Washart	12	Middletown	26:18.4	73
85	Lily Miller	12	Elkton	26:21.3	74
86	Ella Pennington	12	Elkton	26:21.4	75
87	Viviana Staicu	11	Eastern Tech	26:35.6	
88	Amanda Callaghan	11	Rising Sun	26:48.1	76
89	Gabrielle Donlick	12	Harford Tech	26:57.7	77
90	Kaitlin Perry	11	Rising Sun	26:59.4	78
91	Mikayla McJilton	9	Harford Tech	27:09.2	79
92	Amari Randall	12	Randallstown	27:11.4	
93	Maia Turman Cooke	12	La Plata	27:38.0	80
94	Ciara Washington	10	MJ McDonough	27:45.3	
95	Deborah Oyetunde	11	Overlea	27:58.8	81
96	Amber Barton	12	Harford Tech	28:18.2	82
97	Gracie Butler	10	La Plata	28:28.5	83
98	Kelly Schramm	12	Harford Tech	29:17.2	84
99	Libby Nelson	10	La Plata	29:22.7	85
100	Margot Peer	11	Carver A&T	29:33.8	86
101	Julia Silver	11	Carver A&T	29:39.8	87
102	Callie Fey	9	Carver A&T	29:45.0	88
103	Jakayla Burnett	9	Overlea	30:10.5	89
104	Sarah Silva	12	Elkton	30:29.8	90
105	Anayah Saunders	12	Elkton	30:49.9	91
106	Sadie Cooper	11	Elkton	30:57.6	92
107	Juliette Crispell	10	La Plata	33:36.2	93
108	Nadia Cleveland	9	Overlea	37:53.2	94
DNF	Cameron Adcock	10	Rising Sun		

