





















MPSSAA Cross Country Championships

Parkton

Race 5 - 1A Girls - 3 Mile

11/13/2021 - 1:30pm

Team Results

Place	Team	Score	Team Time	Runner Avg	Avg Mile	5 Man Gap	Finish Order	Scoring Order
1	 Northern Garrett County	47	1:51:08	22:14	7:25	2:34	1-7-13-17-18-28	1-6-11-14-15-23
2	 Smithsburg	78	1:55:59	23:12	7:44	2:58	6-8-19-25-37-68	5-7-16-20-30-56
3	 Boonsboro	107	1:58:51	23:47	7:56	5:19	2-10-30-38-50-58-74	2-9-25-31-40-46-60
4	 Fallston	130	2:01:24	24:17	8:06	5:04	3-29-35-43-51-53-64	3-24-28-34-41-42-52
5	 Southern Garrett Co	134	2:02:21	24:29	8:10	3:44	15-20-26-47-59-78-81	12-17-21-37-47-63-66
6	 Mountain Ridge	138	2:03:19	24:40	8:14	4:40	5-36-40-45-48-65-89	4-29-32-35-38-53-70
7	 Havre De Grace	153	2:03:51	24:47	8:16	3:58	16-22-27-61-63-72	13-18-22-49-51-58
8	 South Carroll	167	2:06:09	25:14	8:25	6:24	9-23-46-54-75-80-85	8-19-36-43-61-65-68
9	 Western Tech	231	2:14:51	26:59	9:00	7:43	12-55-60-77-84-100	10-44-48-62-67-79
10	 Loch Raven	232	2:13:02	26:37	8:53	3:33	32-49-66-67-69-93	27-39-54-55-57-74
11	 Cambridge South Dorchester	251	2:16:06	27:14	9:05	3:35	42-56-62-73-79-88-90	33-45-50-59-64-69-71
12	 Dunbar (MD)	326	2:35:08	31:02	10:21	10:26	31-91-92-94-101-102	26-72-73-75-80-81
13	 Central-PG	396	2:53:33	34:43	11:35	4:06	95-97-99-103-104	76-77-78-82-83
DNF	 Bohemia Manor		1:57:22	29:21	9:47		34-82-83-98	4 Runners
DNP	 Brunswick		45:48	22:54	7:38		11-24	2 Runners
DNP	 Patterson Mill		50:50	25:25	8:29		39-41	2 Runners
DNP	 Largo		53:55	26:58	9:00		52-70	2 Runners
DNP	 Coppin Academy		1:04:03	32:02	10:41		86-96	2 Runners
DNP	 Catoclin		21:17	21:17	7:06		4	1 Runner
DNP	 Williamsport		22:51	22:51	7:37		14	1 Runner



Race 5 - 1A Girls - 3 Mile

11/13/2021 - 1:30pm

Team Results

Place	Team	Score	Team Time	Runner Avg	Avg Mile	5 Man Gap	Finish Order	Scoring Order
DNP	 Allegany		23:12	23:12	7:44		21	1 Runner
DNP	 Francis Scott Key		24:11	24:11	8:04		33	1 Runner
DNP	 Kent County		25:38	25:38	8:33		44	1 Runner
DNP	 Pikesville		26:30	26:30	8:50		57	1 Runner
DNP	 International School at Langley Park		27:46	27:46	9:16		71	1 Runner
DNP	 Reginald Lewis		28:50	28:50	9:37		76	1 Runner
DNP	 Frederick Douglass-BC		31:20	31:20	10:27		87	1 Runner

Race 5 - 1A Girls - 3 Mile

11/13/2021 - 1:30pm

Individual Results

Place	Name	Grade	Team	Time	Points
1	Lydia Nelson	10	Northern Garrett County	20:27.8	1
2	Caroline Matthews	10	Boonsboro	20:51.4	2
3	Emily Atha	11	Fallston	21:06.1	3
4	Jenna Conley	10	Catoctin	21:16.3	
5	Mary Delaney	11	Mountain Ridge	21:22.1	4
6	Cora Gentzel	9	Smithsburg	21:59.7	5
7	McKenzie Upole	9	Northern Garrett County	22:08.5	6
8	Kayla Hawbecker	9	Smithsburg	22:12.4	7
9	Molly Senisi	10	South Carroll	22:13.9	8
10	Cami Row	11	Boonsboro	22:26.1	9
11	Lauren Laverty	11	Brunswick	22:26.4	
12	Evelyn Sangree	10	Western Tech	22:29.9	10
13	Arrisyn Amtower	12	Northern Garrett County	22:30.7	11
14	Lauren Leather	11	Williamsport	22:50.2	
15	Serena Lewis	12	Southern Garrett Co	22:52.1	12
16	Lillian Alexander	10	Havre De Grace	22:56.6	13
17	Sophia Brown	11	Northern Garrett County	22:59.4	14
18	Minka Amtower	12	Northern Garrett County	23:01.6	15
19	Michaela Gross	10	Smithsburg	23:06.4	16
20	Kierra Wilson	12	Southern Garrett Co	23:06.5	17
21	Morgan Trautwein	10	Allegany	23:11.4	
22	Alexandria Mack	9	Havre De Grace	23:15.1	18
23	Kate Alifiras	11	South Carroll	23:16.2	19
24	Nadia Remaley	11	Brunswick	23:20.7	
25	Ella Fisher	9	Smithsburg	23:42.9	20
26	Natalie Warne	11	Southern Garrett Co	23:51.6	21
27	Mackenna Senko	10	Havre De Grace	24:00.7	22
28	Kaylee Bowser	9	Northern Garrett County	24:02.5	23
29	Megan Willats	12	Fallston	24:03.1	24
30	Ava Selby	12	Boonsboro	24:07.9	25
31	Ma'kayla Hill	11	Dunbar (MD)	24:08.5	26
32	Elisa Calderon	10	Loch Raven	24:08.6	27
33	Halie Albright	11	Francis Scott Key	24:10.8	
34	Skylar Pizzulli	9	Bohemia Manor	24:12.6	
35	Anita Garcia	9	Fallston	24:27.1	28

Place	Name	Grade	Team	Time	Points
36	Madison McKenzie	10	Mountain Ridge	24:47.7	29
37	Amanda Hawbecker	11	Smithsburg	24:57.0	30
38	Emma Connelly	12	Boonsboro	25:15.3	31
39	Lauren Lenhoff	11	Patterson Mill	25:21.3	
40	Olivia Bostic	12	Mountain Ridge	25:26.7	32
41	Maie Ikemoto	11	Patterson Mill	25:28.2	
42	Luci Thomas	12	Cambridge South Dorchester	25:36.7	33
43	Skylar Brown	10	Fallston	25:37.3	34
44	Charlotte Cousineau	10	Kent County	25:37.5	
45	Caydence Pennington	12	Mountain Ridge	25:40.4	35
46	Madeline Benfer	10	South Carroll	25:41.5	36
47	Abbi Harsh	9	Southern Garrett Co	25:54.2	37
48	Hannah Piasecki	9	Mountain Ridge	26:01.4	38
49	Christina Giavadi	12	Loch Raven	26:05.8	39
50	Michaela Carney	11	Boonsboro	26:09.8	40
51	Elizabeth Fisher	12	Fallston	26:09.9	41
52	Aanya Freeland		Largo	26:12.1	
53	Meghan Berczik	12	Fallston	26:16.1	42
54	Alexia Wilson	12	South Carroll	26:19.7	43
55	Danielle Weeks	11	Western Tech	26:23.6	44
56	Anna Hyde	12	Cambridge South Dorchester	26:25.5	45
57	Jada Swann	12	Pikesville	26:29.2	
58	Morgan Schuckman	11	Boonsboro	26:31.1	46
59	Ashtyn Shaw	10	Southern Garrett Co	26:36.1	47
60	Rainier Dippong	11	Western Tech	26:41.7	48
61	Adeline Murray	11	Havre De Grace	26:44.0	49
62	Norah Xenides	12	Cambridge South Dorchester	26:44.5	50
63	Natalie Burton	9	Havre De Grace	26:54.6	51
64	Ava Brown	12	Fallston	27:02.4	52
65	Layla Miller	9	Mountain Ridge	27:17.9	53
66	Sophia Jones	11	Loch Raven	27:30.2	54
67	Naima Clarke	9	Loch Raven	27:35.2	55
68	Baylee Cook	9	Smithsburg	27:35.5	56
69	Emanuella Barosy	12	Loch Raven	27:41.6	57
70	Autumn Swan		Largo	27:42.4	



Race 5 - 1A Girls - 3 Mile

11/13/2021 - 1:30pm

Individual Results

Place	Name	Grade	Team	Time	Points
71	Isatu Bah	12	International School at Langley Park	27:45.3	
72	Chloe Eisner	9	Havre De Grace	27:54.6	58
73	Sadie Carels	9	Cambridge South Dorchester	28:07.7	59
74	Ashleigh Bohrer	12	Boonsboro	28:20.6	60
75	Emily Bowen	12	South Carroll	28:37.6	61
76	Calys Lee	9	Reginald Lewis	28:49.3	
77	Amblessed Nkwocha	11	Western Tech	29:03.1	62
78	Abbi Beeman	9	Southern Garrett Co	29:10.1	63
79	Isabelle Hughes	9	Cambridge South Dorchester	29:11.2	64
80	Cammy Gabel	9	South Carroll	29:32.1	65
81	Zoe Chapert	11	Southern Garrett Co	29:41.8	66
82	Maya Osborne	12	Bohemia Manor	29:51.6	
83	Emily Norman	12	Bohemia Manor	29:51.8	
84	Veronica Lazzelle	9	Western Tech	30:12.5	67
85	Lauren Thornton	12	South Carroll	30:15.2	68
86	Taniya Payne	10	Coppin Academy	30:51.0	
87	Atia Brinkley	9	Frederick Douglass-BC	31:19.7	
88	Myra Peters	12	Cambridge South Dorchester	31:21.0	69
89	Lacey Moyers	12	Mountain Ridge	31:36.1	70
90	Emily Todd	12	Cambridge South Dorchester	31:39.2	71
91	Aisia Reid	10	Dunbar (MD)	31:57.0	72
92	Aniya Jones	11	Dunbar (MD)	31:58.1	73
93	Elizabeth Schneck	12	Loch Raven	32:01.3	74
94	Annette Kasande	11	Dunbar (MD)	32:30.0	75
95	Shaylah Thomas	9	Central-PG	32:59.4	76
96	Ja'nya Bowens	12	Coppin Academy	33:11.3	
97	Tania Talley	11	Central-PG	33:19.9	77
98	Nicole Davis	9	Bohemia Manor	33:25.3	
99	Claudette Bumper	10	Central-PG	33:28.7	78
100	Sonya Obi	9	Western Tech	34:34.1	79
101	La'Bria White	10	Dunbar (MD)	34:34.2	80
102	Azina Ramadhan	11	Dunbar (MD)	34:37.8	81
103	Tanay Bolton	10	Central-PG	36:39.4	82
104	Natarence Lyman	10	Central-PG	37:04.8	83

Place	Name	Grade	Team	Time	Points
DNF	Emma Hostetler	9	Northern Garrett County		
DNF	Ryleigh Wakefield	9	Bohemia Manor		

